

igsa Sport

Term 3 2023 Netball Conveners' Handbook



Association of Heads of Independent Girls Schools' New South Wales Inc.
Trading as Independent Girls' Schools (IGSA)
ABN 81 660 358 175

LG1 56 Delhi Rd
North Ryde NSW 2113
<https://igsa.nsw.edu.au/>
02 9888 9477

Risk Warning

(Under Section 5M of Civil Liability Act 2002)

On Behalf of IGSA and participating IGSA Member Schools listed below:

Abbotsleigh	MLC School	Santa Sabina College
Ascham School	Monte Sant' Angelo	SCEGGS Darlinghurst
Brigidine College	Mount St Benedict	Stella Maris College
Canberra Girls Grammar	NEGS	St Catherine's School
Danebank School	OLMC Parramatta	St Patrick's College
Frensham	PLC Armidale	St Scholastica's College
Kambala	PLC Sydney	St Vincent's College
Kincoppal-Rose Bay	Pymble Ladies' College	Tangara School
Loreto Kirribilli	Queenwood	Tara
Loreto Normanhurst	Ravenswood	Wenona
Meriden School	Roseville College	

Sporting Activities 2023

The Association of Heads of Independent Girls' Schools NSW trading as Independent Girls' Schools Association (**IGSA**) and its members' schools organises many individual and team sporting activities during the course of a year. Some of these are organised with IGSA Sport, a sub-committee of the Association of Heads of Independent Girls' Schools NSW (AHIGS), now trading as IGSA. Students participating in these sporting activities take part in practice and in competitions.

IGSA and its members' schools expect students to take responsibility for their own safety by wearing compulsory safety equipment, by thinking carefully about the use of safety equipment that is highly recommended and by behaving in a safe and responsible manner towards team members, opponents, spectators, officials, property and grounds.

IGSA and its members' schools Sport also expect parents, spectators and other participants to behave in a safe and responsible manner, to comply with the Codes of Conduct and to set a good example for the girls.

While IGSA and its members' schools take measures to make the sporting activities as safe as reasonably possible for participants, there is a risk that students can be injured and suffer loss (including financial loss) and damage as a result of their participation in these sporting activities, whether at training or in actual events.

Such injury can occur while the student is engaging in or watching a sporting activity, or travelling to and from the event. The injury may result from a student's actions, the actions of others, the state of the premises or equipment failure.

On some occasions, an injury can be serious (such as torn ligaments, dislocations, back injuries, concussion or broken bones). In very rare cases an injury can be life threatening or result in permanent disability. If a student has a pre-existing injury, participating in a sporting activity could result in an exacerbation of that injury.

Students could also suffer loss as a result of their personal property being lost, stolen, damaged or destroyed.

It is the responsibility of IGSA members' schools to ensure that all staff and volunteers undertaking duties at any IGSA Sport event have the required "Working with Children" clearance.

Table of Contents

Important Contacts	4
Welcome Netball Conveners	5
IGSA Sport Netball Convener Statement of Services	6
IGSA Sport Netball Dates and Committee	7
2023 Term 3 IGSA Sport Netball Rules & Guidelines	8
Player registrations	8
Legal Playing Up Rules	9
IGSA Sport Summary Code of Conduct for Inter-School Sport	10
Protests	11
Forfeits	11
Point Scores & What Happens with Matches Cancelled Due to Venue Closure	11
Point score	11
IGSA Sport Term 3 2023 Netball Match Rules	14
Playing Dates	14
Match times	14
Number of players	14
Late Players	14
Equipment	14
Match Management	14
Umpires	14
Safety	15
Uniforms	15
Semis & Finals Rules	15
Mercy Guidelines for Netball	16
2023 Term 3 Netball Venues	17
Venue Closure Procedure and Guidelines	21
IGSA Sport Hot Weather Guidelines	22
SMA Guidelines	22
IGSA Sport Air Quality Guidelines	24
Cancellation by the IGSA Sport office	24
Venue Conveners Checklist	25
Play by the Rules - Maintaining Appropriate Boundaries	27
IGSA Sport Incident Report	31
Accident & Insurance Information	37
Procedure for the Management of Critical Incidents for IGSA Sport Venue Conveners	39
IGSA Sport Accident / Injury Report Form	41
IGSA Sport Possible Concussion or Head Injury Notification Form	57
Round Summary Sheets, Venue Convener Declaration & Risk Assessment & Inspection Checklist	61
Entering results and attendance in Spawtz	99
Logging into Spawtz	100
How to add scores to Fixtures	100
How to mark attendance	103
Spare Match (Sign On) Sheets	107
Spare Umpire Forms	125
Convener's Game Sheet Record	151

Important Contacts

IGSA Sport Venue Closure:

The open or closed status of a venue can be checked by accessing the:

IGSA Sport mobile app: <https://igsasport.spawtz.com>

IGSA Sport Staff

Matt Mulrone

Mobile: 0493 092 881

IGSA Co-Director of Sport

Email: mmulrone@igsa.nsw.edu.au

Kate Howitt

Mobile: 0412 097 811

IGSA Co-Director of Sport

Email: khowitt@igsa.nsw.edu.au

Jenny Walton

IGSA Administration Manager

Email: jwalton@igsa.nsw.edu.au

Laura Joseph

IGSA Administration Officer

Email: ljoseph@igsa.nsw.edu.au

General email

(sports results and queries)

info@igsa.nsw.edu.au

IGSA Office:

Hours of Operation:

Monday – Friday, 8.00am – 4.00pm

Phone: 02 9888 9477

Address:

LG1, 56 Delhi Rd, North Ryde, 2113



Welcome Netball Conveners

Dear Netball Convener

Thank you for convening for the IGSA Sport netball competition. Please read the enclosed information carefully so that you are aware of your duties and the requirements of your position.

This handbook will help you by:

1. Outlining the duties of a Venue Convener.
2. Providing information on who you can use as an umpire and what requirements they must meet BEFORE umpiring.
3. Providing you with information about IGSA Sport netball rules and guidelines.
4. Providing guidelines on how to deal with accidents and injuries.
5. Helping you deal with unacceptable behaviour from spectators and girls.
6. Advising on what to do when a venue appears unsafe for play – wet weather, air quality, heat etc.
7. Providing contact details so that you can call someone when you're unsure of what to do.
8. Enclosing copies of all the forms you will need.

As you can see, the Conveners' Handbook is very important. You will need to have it with you at the venue each Saturday together with the grade and venue draw.

It is compulsory for all conveners to complete the online conveners' seminar and quiz (<https://sites.google.com/view/igsasport-conveners-seminar/home>) at least once each calendar year.

I hope your role as an IGSA Sport Venue Convener is a positive and enjoyable experience. Please feel free to contact me, especially on Saturday mornings, if you have any questions.

Thank you and good luck.

Kate Howitt

Kate Howitt
IGSA Director of Sport
Mobile: 0412 097 811

IGSA Sport Netball Convener Statement of Services

The IGSA Sport Netball Venue Convener is responsible for the overall conduct of the match, for ensuring that risk assessment and safety procedures are observed and that rules, regulations and guidelines related to netball are adhered to. To this end, the Convener should be familiar with the IGSA Sport Code of Conduct, the IGSA Harassment Policy, the Netball Conveners' Handbook and with the basic principles of first aid.

Specifically, the services required include:

- Having the Conveners' Handbook with you at all times and apply it as and when required with respect to specific issues that may arise and the overall conduct of the match.
- In the event of wet weather, lightning, thunder, extreme heat etc, follow the procedure outlined in the Conveners' Handbook. In brief, this may involve attendance at the venue and liaison with the IGSA Sport staff to advise them of your decision to close a venue so that they can update the IGSA Sport venue closure system (see the venue closure page in the handbook).
- **Prior to the first match**, conduct a safety and risk audit of the venue and determine whether playing conditions are safe and suitable each week. If in doubt, contact the IGSA Sport staff.
- In order to ensure that Conveners take responsibility in working with IGSA Sport to ensure that officials have the required Working with Children checks, the following will apply:
 - The convener must read the updated handbook.
 - The convener must attend the updated seminar.
 - The convener must sign the Venue Convener declaration to confirm that there are no officials who are not on the approved list of officials supplied by the IGSA Sport office.
 - If there is an unapproved substitute official then the match will not go ahead and matches at the venue will be cancelled.
- Checking that all umpires have returned to IGSA Sport their signed contract, completed Statement by a Supplier and Contractor Details forms (they cannot umpire until these have been completed and returned them). Once they have completed all the forms, distribute the umpire's cards and sign them weekly.
- Ensuring that the venue is set up in a manner appropriate for play.
- Ensuring that ice packs and a first aid kit are available at the venue.
- Should an accident occur during the match, implement the procedure outlined in the Conveners' Handbook. In brief this involves:
 1. reassuring the injured player
 2. seeking help – staff member, team manager, parent
 3. assessing injury – if serious call ambulance and ensure injured player is accompanied
 4. complete detailed **accident report** and submit with summary sheet.
- **After all matches are finished**, enter the results in SPAWTZ and mark the attendance / availabilities and send the complete summary sheet via email to the IGSA Sport office immediately; at the latest by Monday morning (8am). Please post all originals by Monday morning also.
- Completing the convener's game sheet each round with details of venue closures, umpires and match times.
- Sighting and verifying qualifications of all umpires. These details are to be noted on each card to ensure correct payment during and at the end of the season.
- Packing away the venue after play has finished.
- Where required, contact Kate Howitt (0412 097 811) or Matt Mulroney (0493 092 881) for advice on your duties, responsibilities, incidents or accidents.

IGSA Sport Netball Dates and Committee

Dates	Event
13 March 2023	IGSA Sport netball term 2 team entries, player profiles & officials due
23 March 2023	IGSA Sport netball 15 & under team representative player nominations
28 March 2023	IGSA Sport netball term 2 grading meeting
26 April 2023	IGSA Sport netball term 2 registrations due
1 May 2023	IGSA Sport netball 15 & under representative trials- Pymble Ladies' College
4 May 2023	NSWCIS netball 15 & under team lists due to attend All Schools trials
11 May 2023	NSWCIS netball 15 & under trials to All Schools selections
5 June 2023	IGSA Sport netball term 3 team entries, player profiles & officials due
12 June 2023	IGSA Sport netball open team representative player nominations
20 June 2023	IGSA Sport netball term 3 grading meeting
21 June 2023	IGSA Sport netball term 2 post season meeting
17 July 2023	IGSA Sport term 3 netball registrations due
28 July 2023	PLA/NEGS hockey & netball matches
31 July 2023	IGSA Sport netball opens representative trials - Pymble Ladies' College
14 August 2023	NSWCIS netball 15 & under & open team lists due
21 August 2023	NSWCIS Netball 15 & Under & Opens Challenge Day
1 September 2023	PLA/NEGS hockey & netball matches
18 September 2023	IGSA Sport netball term 3 post season meeting

Convener & NSWCIS Representative	Kate Irvine, Pymble Ladies' College
15 & Under Team	Coach Kim Green, Ascham
	Manager Sarah Antico, PLC Sydney
	Selectors Lauren Archer, Abbotsleigh
	Millie Basheer, Roseville College
	Gin Welsh, Pymble Ladies' College
Opens Team	Coach Gin Welsh, Pymble Ladies' College
	Assistant Coach Nicole Styles, SCEGGS
	Manager Kate Irvine, Pymble Ladies' College
	Selectors Brigitte Athas, Kambala
	Lisa Filby, MLC
	Kim Green, Ascham

Playing Saturdays:

Term 2 (Invitational)

April 29
 May 6, 13, 20, 27
 June 3, 10 (NO SPORT), 17

There are no semi finals or playoffs scheduled however *teams with only 4 or 6 in a grade may play semis and / or finals.*

Term 3 (Championship)

July 22, 29
 August 5, 12, 19, 26
 September 2, 9 (Semis 1 v 4, 2 v 3 no playoffs), 16 (Finals)

** Please Note: if NEGS or PLC Armidale are involved in semis then they will be played on Friday 15 September

Trophy - Awarded to the winner of the Championship season.

The trophy is to be returned to IGSA Sport at the grading meeting – CLEANED and ENGRAVED.

S01 Champions
 Donated by Wenona School.

Pymble Ladies' College

2023 Term 3 IGSA Sport Netball Rules & Guidelines

Player registrations

1. Players must be enrolled in years 7 - 12 at the school they represent and be registered with the IGSA Sport office by the Monday prior to the start of the competition.
2. Players are considered registered after they play their second match (and signed on as required).
3. Players may play in a higher grade than the one in which they are registered. Once they have played 3 matches in the higher grade they are then registered in the higher grade.
4. Team registrations have some flexibility in the first 2 rounds of the competition to ensure that students are in the correct grade.
5. Where schools have teams in the same grade they must nominate the higher or lower team and rules relating to playing up or down will apply.
6. A player unavailable for a round match, semi or final may be replaced by a floater or a player from another team (in accordance with the playing up rules). However, you cannot exceed the number of players originally registered for that team. This does not permit students to play in two semis or finals although they can play a maximum of two round matches each round.
7. Byes & matches washed out will count towards matches played.
8. A player must have signed on for 3 round matches in any team for this sport, in accordance with the playing up rules to be eligible for semis and finals. Details of player eligibility will be forwarded to school staff in advance of the final round. If this is not received before the final round, school staff should contact the IGSA Sport office.
9. A player, who has signed on for 3 matches but not played in the semi-final, is still eligible for the final.
10. A player may only play for 1 team in the semi-finals and finals.
11. Where play offs exist, semis and finals rules do NOT apply to these matches.
12. Injured or ill players who have not signed on for 3 matches are not eligible for semis or finals.
13. A team playing an illegal player may be required to forfeit the match.
14. The minimum and maximum number of registrations per team for each sport is:

Sport	Minimum	Maximum
Badminton	3	5
Tennis	4	6
Basketball	5	12
Football	11	16
Hockey	11	16
Netball	7	12
Touch	6	14
Water Polo	7	13

With an allowance for 2 extra players maximum. Permission is required from the IGSA Sport staff to register more than the maximum. Please note - you may only field the maximum number of registrations in each round match, semi or final. Failure to do so may incur a forfeit result.

15. Each school may use up to **5** floating registrations during the season. Where a student is used for one match only, no fee will be charged.

Legal Playing Up Rules

Some examples of legal and illegal plays-

- ✓ student plays 2 matches in one day – LEGAL.
- ✗ student from J01 plays in grade S13 - ILLEGAL & FORFEIT.
- ✗ student plays less than 3 round matches OR plays 3 but fails to sign on, NOT ELIGIBLE FOR SEMIS OR FINALS.
- ✓ student in S13 plays down in S14 in round 2 - LEGAL provided she then remains in S14 for remainder of season OR if she plays up she is automatically re registered in the higher Grade.
- ✓ student from J01 plays up – round 1 – S01, round 3 – S03, round 5 – S02 AUTOMATICALLY RE-REGISTERED IN S03 - the lowest she may now play.
- ✓ a school has 2 teams in grade J01 - team 11 & 12 - Players in both teams may not move between teams, regardless of which team is numbered lower.

Legal grades for playing in round matches, semi-finals & finals

Where necessary, players may play in another team that is in a higher grade than the team they were originally registered in. Exceptions include:

Senior Grades

S01 Can only play in this grade (schools with multiple teams in S01 may not move players between teams).

All other senior grades can only play in a grade higher than their own team.

Junior Grades

J01 Can only play in S01 –S04 (schools with multiple teams in J01 may not move players between J01 teams).

J02 Can only play in S01 – S06 and J01.

J03 Can only play in S01 – S12 & J01 – J02.

J04 Can only play in S01 – S12 & J01 – J03.

Year 7 players playing in J01 – J02 may play down into Y701 grade.

Year 7 players playing in J03 – J20 may play down into any year 7 grade.

Please note that a year 7 player in a junior grade may only play down twice per term.

Year 7 Grades

Y701 Can only play in S01 – S04 & J01 – J04.

Y702 Can only play in S01 – S06, J01 – J12 & Y701.

Discipline - For Breaches of Code of Behaviour

Please read the Code of Conduct available on the IGSA Sport website. A summary is contained in the Conveners handbook. Please make sure all players, coaches and umpires are aware of the Code of Conduct. An IGSA Sport Incident Report must be completed for any breaches of this code.

IGSA Sport Summary Code of Conduct for Inter-School Sport

Why: The Summary Code of Conduct is designed to provide a brief outline of the rules, guidelines and principles governing inter-school sport. It is a quick reference document only and does not replace the IGSA Sport Code of Conduct. In the event of a perceived conflict between the two, the latter will prevail.

Who: The Summary Code of Conduct applies to anyone participating in IGSA Sport including students, staff, coaches, umpires, officials, parents, spectators and volunteers.

What: The Summary Code of Conduct covers four areas: principles, expectations, authority and rules.

Principles:

- Participation in inter-school sport is important for all students: it fosters social, emotional, personal and physical development.
- Winning is less important than co-operation, team spirit and good sportsmanship.

Expectations:

- All participants, regardless of their role, will be expected to treat others with respect, courtesy and encouragement. Disparaging comments will not be tolerated nor will aggressive, abusive or offensive language or behaviour.
- Should disputes arise, resolve them in a calm and constructive manner.
- There will be no argument with or criticism of, the referee. If you disagree with a decision, refer to the IGSA Complaints Policy available on the website.
- Harassment will not be tolerated in any form.

Authority:

- The match officials have complete control of the match. In matters regarding play and the rules of the match, their decision is final.
- The venue convener has responsibility for all other aspects of the match such as safety at the venue.
- The referee and venue convener will work together to achieve a fair outcome. They may also consult staff members present.
- In the event of misconduct, the match officials may caution, suspend or send off the offender. In extreme circumstances they may stop play or terminate the match.

Rules:

- Unacceptable conduct is outlined in the Code of Conduct and includes any behaviour that might reasonably be expected to damage the self esteem of another or the reputation of an individual, school or the independent school sector generally. This includes derogatory remarks, dangerous behaviour, property damage, inciting violence, verbal or physical abuse or harassment.
- Players engaging in unacceptable conduct may be cautioned, suspended or sent off. Anyone else engaging in unacceptable conduct will be cautioned and if this fails, asked to leave.

Protests

A coach or team captain is entitled to lodge a protest should she/he be dissatisfied with any aspect of the match. The following procedure will apply:

The coach or team captain must lodge the protest in writing with the Convener at the venue as soon as possible or notify the IGSA Sport staff by 12 noon on the Monday following the match.

The opposing team must be notified of the intent to protest and the reason for it. The protest will be addressed as soon as possible by the IGSA Sport staff.

Forfeits

A team which finds it necessary to forfeit a match and is aware prior to Friday afternoon must notify: -

- A) their opponents
- B) the IGSA Sport office

Teams more than 5 minutes late or less than the specified minimum number of players will forfeit their match. However, opponents may choose to play the match for points or play a “friendly” match, provided this decision is made prior to the start of the match. This decision cannot be reversed once play has started. If a decision to play for points is made, the forfeit no longer applies. No extra time will apply in such a case.

In the case of a team failing to have the necessary equipment available, the non-offending team may choose to lend their gear and play for points or request a forfeit. This decision must be made prior to the start of the match.

Venue Closure (i.e. Wet Weather, Extreme Heat)

The Convener must make a decision concerning commencement of play and any stoppages or cancellation due to inclement weather. Any such decisions should be made after consultation with coaches, managers and any school staff present. Where it is necessary to call off matches, the Convener is requested to notify the IGSA Sport staff so a message may be put on the IGSA Sport venue closure pages for players and parents to check.

The open or closed status of a venue can be checked by accessing the:

IGSA Sport mobile app: <https://igsasport.spawtz.com/Leagues/VenueStatus>

Point Scores & What Happens with Matches Cancelled Due to Venue Closure

In the case of a venue being closed during a match, any match that has completed one half will be considered played, and the score taken from when the match was stopped.

Matches that do not play, or are cancelled before reaching half time are considered cancelled.

The total point score at the end of the season for each team (before semis and finals if they exist), will be divided by the number of matches played. This result is then used to determine which teams play in semis and/or finals.

There are no points awarded for matches cancelled due to the venue being closed.

Point score

Win:	5 Points
Draw:	3 Points
Loss:	1 Point
Forfeit:	-1 Point
Forfeit Score For / Against:	10 – 0
Washed out matches	0 points

For and Against: We will continue the ‘Capped Points’ system to encourage coaches to adopt the ‘mercy rule’ and to adopt the fairest strategy with regard to for and against points for final placings. Please note that the ‘capped score’ will only be in place when the IGSA Sport office records the official score. The points differential will be capped at 20 points.

Match sheets

All students are to sign the sheets at the Convener's table **before** play. The sheets should not leave this area. At the completion of the match, team captains and umpires must report to the Convener to complete details of the match on the sheets.

The match sheets are to be sent in to the IGSA Office each round.

No student is to sign for another.

If possible, each team must make sure they have a **scorer to sit with the opposition scorer.**

Team Captains must sign the match sheet at the conclusion of the match to verify the score. Once both captains have signed the match sheet, no changes to the score will be made. If the result is in doubt, the convener is responsible for determining the final score.

Umpires

Students should be reminded that the umpire is in full control of the match.

Do not argue with the umpire at any time. This also applies to coaches and spectators, who are reminded that they are expected to behave in a manner which at all times reflects the ethos of the members' school of IGSA. **Spectators are not to approach umpires concerning any decision.**

Where umpires are not available at a venue, teams are responsible for starting their own matches and **sharing the umpiring of that match.** Extra time will not be allowed.

All teams will go on and off with the siren or bell, however the umpire has full control of the match and her / his call will indicate the start and finish of a match.

Schools travelling to Frensham should contact the Sport Staff at Frensham by the Tuesday prior to scheduled matches if they will be taking their own umpires.

Payment Information - Conveners

IGSA Sport will determine the payment for Conveners based on prior IGSA Sport convening experience.

Completed Terms of Service		1 – 3	4 – 6	7 – 19	20+
Sport	Max No of match slots	Payment per match slot			
Badminton	3	\$30	\$32	\$35	\$42
Tennis	2	\$50	\$54	\$60	\$72
Basketball	4	\$25	\$27	\$30	\$36
Football	4	\$25	\$27	\$30	\$36
Hockey	4	\$25	\$27	\$30	\$36
Netball	4	\$25	\$27	\$30	\$36
Touch	4	\$25	\$27	\$30	\$36
Water polo	5	\$20	\$22	\$24	\$28
Set Up / Pack Away Fee for all sports		\$30	\$30	\$30	\$30

- The number of match slots and fields / courts / pools used at a venue may vary each round. Conveners are only required if matches are scheduled at their venue.
- It is recommended that conveners allow enough time prior to the first match to set up and after the last match to pack away the venue.
- IGSA Sport will pay up to the maximum number of match slots at the venue plus a set up / pack away fee based on the draw and matches completed or partially completed.
- Conveners may, where required, umpire in addition to convening providing that convening at all times takes priority over umpiring. In this case, no more than \$25 per match may be claimed for umpiring.
- Special exceptions can be approved by the IGSA Sport Staff and in consultation with the IGSA Accountant where possible.

Venue Closure Payments

	Convener
Closure during day of play.	Set up / pack away fee plus completed and / or partially completed match slots

Payment Information - Umpires & Referees

	\$18	\$25	\$30	\$32	\$35
Basketball	Bench Duty (only where approved by IGSA Sport)	Unqualified but competent	Y3, Y4 or 1C	1B or new Y5	1A or above
Football	\$20 Assistant Ref	Unqualified but competent	\$30 Level 2	\$35 Level 3	\$45 Level 4
Hockey		Unqualified but competent	Community or Junior	Level 1 or NSW C	Level 2 or NSW B and above
Netball		Unqualified but competent	Nat C or District / Assoc. Badge	Nat B	Nat A
Touch		Unqualified but competent	Level 1 -2	Level 3 – 4	Level 5 -6
Water polo	Bench Duty (only where approved by IGSA Sport)	Unqualified but competent	Level 1 / NSW C or Junior Badge	Level 2 / NSW B Level	Level 3 / NSW A or Senior Badge

IGSA Sport will determine payment per match based on the umpire / referee's level of qualifications. The number of completed terms of umpiring the same IGSA Sport will also be taken into consideration in determining the pay rate.

IGSA Sport will pay;

- A maximum of 2 umpires / referees for all completed or partially completed matches including forfeits occurring on the day.
- For football, 1 referee and 2 assistant referees.
- If there is only one umpire during the match, payment stays the same
- For basketball and water polo, a maximum of 2 referees & 1 bench duty per match where considered necessary. Note – bench duty will only be paid at multiple court / pool venues and must be separately identified on the convener's sheet and umpires' cards.
 - 1 court / pool venue – maximum 0 bench duty payment
 - 2 court / pool venue – maximum 2 bench duty payments
 - 3 court / pool venue – maximum 3 bench duty payments
- Special exceptions may be approved by the IGSA Sport Staff.

Venue Closure Payments

	Umpire / Referee
Closure during day of play.	Matches cancelled before completion are paid as completed. No payment for matches cancelled following venue closure

IGSA Sport Term 3 2023 Netball Match Rules

Playing Dates

Round 1	22 July 2023
Round 2	29 July 2023
Round 3	5 August 2023
Round 4	12 August 2023
Round 5	19 August 2023
Round 6	26 August 2023
Round 7	2 September 2023
Semis	9 September 2023
Finals	16 September 2023

Match times

All match times will be 45 minute matches - 4 x 10 minutes each way, 3 minutes half time and 1 minute between quarters.

There is no injury time with the exception of semi-finals and finals. **Rule 9.3 from the INF (International Netball Federation) will still apply concerning stoppages and will need to be timed, however the clock will NOT stop during round matches**

Saturday matches will be held at 8.00 am, 9.00 am, 10.00 am & 11.00 am.

Friday night matches will be held between 4pm and 7:30pm.

Number of players

A team must have at least 5 players available throughout the match or a forfeit is declared. A student may play no more than 2 matches on any one day except for semis & finals where they may only play in 1 match.

Late Players

A team is allowed to play short, however, a player arriving late to a match may only enter the match after the play in progress has resulted in a goal. This means at the next centre pass the player must notify the umpires. The late player must take up the position that is vacant. She may only assume her rightful position after the next interval. She must sign on the score sheet before she enters the field of play.

Equipment

All equipment must comply with the requirements as set out in the current NSW Netball rule book. Balls must be leather, rubber or similar material, 690 – 710 mm circumference and 400-450 grams.

Match Management

As per section 13 from the INF - players are expected to play fairly and without foul play. Under the 2018 rules players and coaches can expect umpires to:

- issue a penalty with a sanction,
- issue an official warning,
- suspend a player for 2 minutes, or
- order a player off.

It may occur in this order or an umpire may deem the foul play severe and take any or all of these actions as deemed necessary

No substitutions are to be made in extra time periods (except in cases of injury).

Umpires

Schools who wish to take umpires to Frensham must contact Frensham no later than Tuesday of that round to let them know which matches they will cover.

Umpires are encouraged to wear white or club uniforms to matches.

The minimum standard for umpires allocated to top grades should be a National C badge (where possible).

Safety

- (a) Where possible there should be at least 1m of clear space between the sidelines and walls / apparatus / equipment.
- (b) All posts must be appropriately padded
- (c) Provide own protective equipment, including strapping tape.
- (d) No earrings or facial jewellery of any kind to be worn or taped.
- (e) Nails must be checked before the start of every match. Nails cannot be taped.
- (f) No casts and /or splints: A student wearing a cast or splint because of an injury may not participate.
- (g) Players are permitted to wear sports goggles, sports glasses or sports sunglasses as long as, in the opinion of the referee, they pose no danger to the player or other players. The Optometrists Association of Australia has stated that children involved in sport, requiring assisted vision, should wear protective eyewear such as sports goggles or sports glasses with soft or flexible frames fitted with a plastic or polycarbonate lens. IGSA Sport recommends players carry a letter from their optometrist confirming glasses are suitable for playing sport.

Uniforms

Players must play in their nominated school sports uniform or netball uniform. Please note that this may vary within a school where juniors and seniors wear a different uniform or a school is undergoing a uniform change. School playing shorts should not have pockets.

All students must wear positional patches. Schools with similar uniforms please check patches are a different colour. Spare bibs/patches should be brought when playing against schools with similar colours.

Players are not permitted to wear gloves without a medical reason and documentation stating such.

Semis & Finals Rules

Term 3 is a Championship competition. In term 3, there will be semis (1 v 4, 2 v 3) and finals for all grades (unless grade has 6 or less teams). No playoffs for 5th, 6th, 7th or 8th.

Teams to play in the semi finals / finals will be decided as detailed below.

The following will be used to determine final standings:

1. The position of teams is determined by their final ranking according to the final averaged points score at the end of the rounds.
2. If two teams have the same average points, then it will revert to the winner of the game played between these two teams.
 - If two teams have the same average points at the end of the rounds and the match between them was a draw or washout, the positions for semis / straight finals will then be determined by their match points (for / against) difference.
 - If the goal difference is the same, then the team that has the highest number of goals will be ranked highest.
3. If three or more teams have the same average points, the positions for semis / straight finals will be determined by the average points from matches played only between those teams, from most to fewest.
 - If the above cannot determine necessary positions, teams no longer in contention will be removed from consideration and positions of remaining teams will be determined by their 'for and against' scores (e.g. goal difference) taken from matches played only between tied teams and averaged over the number of rounds played, from most to fewest.
 - If the above cannot determine necessary positions, the team that has the highest number of "for" points will be ranked highest.
4. If necessary positions still cannot be determined, the final rankings will be decided by a drawing of straws (undertaken by IGSA Sport staff), unless schools involved agree to play a tie-breaker fixture prior to the semis/ finals match weekend.

Please note that should the season be played as first past the post, the premiership in each grade will be decided as detailed below:

- The position of teams is determined by their final ranking according to the final averaged points score at the end of the rounds.
- If teams have the same averaged points at the end of the rounds, the premiership will be declared “joint premiers”.

Injury time will apply in semis and finals for all grades

Injury time must be timed. Please ensure a stopwatch or similar timing device is used at semis and finals venues. As per rule 9.3 from the INF all stoppages including blood are 30 seconds and the injured player MUST be replaced. Teams can make positional changes as long as it does not exceed the 30 seconds injury time.

Teams to play in the finals will be decided on the results of the semis and the winners of each semi will play in the final.

When a draw occurs in all grades in a semi or final extra time will be played as detailed below.

If the score is a draw at the end of regular time in SEMIS for all grades - 6 minutes (3 minutes each way - immediate changeover) will be played. No position changes are allowed. No substitutions are to be made (except in cases of injury). If a draw still exists at the end of extra time, the team that finished highest on the table will progress to the finals.

If the score is a draw at the end of regular time in FINALS for all grades - an extra 6 minutes (3 minutes each way - immediate changeover) will be played. No position changes are allowed. If a draw still exists at the end of extra time, the teams will be declared Joint Premiers.

When a match is affected by a venue closure in a final, both teams will be declared joint premiers.

Mercy Guidelines for Netball

These are guidelines and can't be enforced upon a team, coaches are encouraged to consider some of the following strategies:

- When the winning team has a large lead, you may have the students try different playing positions.
- If a team is to have a 20-goal lead, the losing team has centre pass until the deficit is back within 20 points then it goes back to every alternate centre pass.

2023 Term 3 Netball Venues

VENUE	ADDRESS	SUBURB	NOTES for Parking & Access	Dogs Allowed Yes / No	Map Link
Abbotsleigh Gym	Ada Ave, Gate 1A	WAHROONGA		No Dogs Allowed	http://goo.gl/maps/rc17w
Abbotsleigh Sports Hall	Ada Ave, Gate 1A	WAHROONGA		No Dogs Allowed	http://goo.gl/maps/rc17w
Abbotsleigh Outdoor	Lucinda Avenue	WAHROONGA	Park on Lucinda Ave and enter through Gate 16	Must be on a leash and owner must clean up after the dog	http://goo.gl/maps/rc17w
Brigidine College	Woodbury Rd	ST IVES	Entry via gate 5. No access from Mona Vale Rd.	No Dogs Allowed	https://goo.gl/maps/UZu9Z
Centennial Parklands (Moore Park)	Cnr Anzac Parade & Land Rd	MOORE PARK	2 Hours Free Parking usually available at the Entertainment Quarter	No Dogs Allowed	https://goo.gl/maps/PgbxCejbReKtmkpf6
Concord Oval Recreation Centre	8 Gipps St	CONCORD		No Dogs Allowed	https://goo.gl/maps/JUW4scspeqTNt9Kj9
Danebank Indoor	105 The Avenue	HURSTVILLE		No Dogs Allowed	https://goo.gl/maps/5VZwb
Five Dock Leisure Centre	Cnr Queens Rd & Williams St	FIVE DOCK	Please note that no entry is allowed until 8am. Teams are to warm up outside and will be given 5 minutes warm up once inside.	No Dogs Allowed	https://goo.gl/maps/235m5
Frensham School (Outdoor courts)	Range Rd	MITTAGONG	Take Mittagong turnoff, turn left opposite the Melrose Motel, cross railway bridge to Range Rd. Continue along Range Rd past the main school, follow road around to the left (approx. 250m), continue after a small cottage and take the next left into the school property.	Must be on a leash and owner must clean up after the dog	https://goo.gl/maps/KFT8i

VENUE	ADDRESS	SUBURB	NOTES for Parking & Access	Dogs Allowed Yes / No	Map Link
Frensham School (Parker Gym)	Range Rd	MITTAGONG	Parker Gym Take Mittagong turnoff, turn left opposite the Melrose Motel, cross railway bridge to Range Rd. You can turn left into the first gate, park and walk across Range Road OR you can turn right into the gym entry immediately opposite and park out the front of the gym.	No Dogs Allowed	https://goo.gl/maps/KFT8i
Kincoppal Rose Bay	Cnr Vaucluse Rd & New South Head Rd	ROSE BAY	Maureen Tudehope Centre, Vaucluse Road, Vaucluse	No Dogs Allowed	https://goo.gl/maps/peCLR
Loreto Normanhurst	Mount Pleasant Ave / Osborn Rd	NORMANHURST	OUTDOOR - Parking on Mount Pleasant Ave (Barry Wing Carpark) INDOOR - Gate 5 Osborn Rd	Must be on a leash and owner must clean up after the dog	https://goo.gl/maps/QbWSg
Meriden	Margaret Street	STRATHFIELD	Under cover parking available on school grounds underneath sports centre. Café also available.	No Dogs Allowed	https://goo.gl/maps/a38PbhRPZoG2
Netball Central PLEASE NOTE THIS IS NOT SPORTS HALLS.	2 Olympic Boulevard (Cnr Sarah Durack Ave)	SYDNEY OLYMPIC PARK	The closest parking station is P3 which is directly opposite Netball Central, while P4 is a short walk from the venue.	No Dogs Allowed	https://goo.gl/maps/h3WPzeHX6UK2
Northern Beaches Indoor Sports Centre (NBISC)	Jacksons Rd	WARRIEWOOD		No Dogs Allowed	https://goo.gl/maps/3cQCD
PLC Sydney	Young St	CROYDON		No Dogs Allowed	https://goo.gl/maps/g4PFzLe51VLdSGJs6
Pymble Ladies' College	Gate 3 Avon Rd	PYMBLE		Must be on a leash and owner must clean up after the dog	https://goo.gl/maps/E9Sl0

VENUE	ADDRESS	SUBURB	NOTES for Parking & Access	Dogs Allowed Yes / No	Map Link
Queenwood	44 Mandolong Rd	MOSMAN		No Dogs Allowed	https://goo.gl/maps/tKbGuWG5N5vVPwEs8
Ravenswood School	Gate 1, Henry St	GORDON		No Dogs Allowed	https://goo.gl/maps/3JiWk
Robyn Webster Sports Centre	LOT 7021 Holbeach Ave	TEMPE	City of Sydney Netball Assoc. Via Princes Highway, there is a set of lights to turn from either direction into Holbeach Avenue. Continue straight ahead at roundabout to the parking area in front of building.	No Dogs Allowed	https://goo.gl/maps/eehnHhJXLk2
Roseville College	24 Victoria Street	ROSEVILLE	Parking and entry also available in Bancroft Ave due to building works in the area.	No Dogs Allowed	https://goo.gl/maps/51YhG
SCEGGS Darlinghurst	215 Forbes Street	DARLINGHURST		No Dogs Allowed	https://goo.gl/maps/aMHJn
St Catherine's School	26 Albion Street	WAVERLEY		No Dogs Allowed	https://goo.gl/maps/4eP8m
St Ives High School	Yarrabung Rd	ST IVES		No Dogs Allowed	https://goo.gl/maps/4uhtnUMzcShZdhzV6
Sydney University Sports & Aquatic Centre	Darlington Rd	DARLINGTON		No Dogs Allowed	https://goo.gl/maps/1BV1U
Tara Anglican School	Masons Drive	NORTH PARRAMATTA		No Dogs Allowed	https://goo.gl/maps/8U163N1bqXGJmCM86
The Heffron Centre	441 Bunnerong Rd	MAROUBRA		No Dogs Allowed	https://goo.gl/maps/q2YSARQGXFQYHX7V6

VENUE	ADDRESS	SUBURB	NOTES for Parking & Access	Dogs Allowed Yes / No	Map Link
Thornleigh Brickpit Stadium	1A Dartford Rd	THORNLEIGH		No Dogs Allowed	https://goo.gl/maps/uSxjt9xjiVWqZPYx8
Wenona	6 Elliot St	NORTH SYDNEY	Entrance to the Athenaeum off Elliott Street - end of cul-de-sac. Limited parking in Elliott Street and Ridge Street.	No Dogs Allowed	https://goo.gl/maps/zWrt4P6rLoLW1hst5

Venue Closure Procedure and Guidelines

Due to the short season for all IGSA Sport competitions, every attempt is made to play the inter-school matches and cancellations of Saturday sport are rarely made before Saturday morning, unless a venue notifies IGSA Sport that the facilities will not be playable prior to this.

Procedure

To find out if a venue is opened or closed go to <https://igsasport.spawtz.com/Leagues/VenueStatus>

You do not have to be registered to use our mobile app so students, coaches and parents can all access them from their smart phones, tablets or computers.

- ✓ Check venue closures (Click on the venue closures icon)
- ✓ Find matches for selected teams (including links to maps)
- ✓ Check results and ladders (*full point score tables will still be available on the website*).

If play has not been cancelled by IGSA Sport and there is a concern that the weather may impact on the venue, go to your venue and assess its suitability for play.

Advise the IGSA Sport staff of the outcome by texting a message to the IGSA Sport staff. If required, liaise with school sport staff or coaches to determine suitability for play. **Taking in to consideration that once one match is cancelled; all the remaining matches at that venue will be cancelled.** The venue convener is only required to stay 30 minutes after the match cancellation. If necessary, continue to liaise with IGSA Sport staff throughout the morning.

General Guidelines

- Play should not commence under any circumstance if there is a risk of injury to those involved.
- If conditions deteriorate during the course of the match such that it becomes unsafe to continue, play must cease immediately.
- If an outside venue (non school) is closed by the local council concerned, play must not commence.
- The **lightning safety code** is based on the 30 / 30 rule which calls for all play to be stopped when the lightning / thunder ratio reaches 30 seconds or less, i.e. the time between when the lightning is seen and the last thunder is heard is 30 seconds or less. This means that lightning is seen 10 km away and the next strike has a “significant risk” of hitting the people who have seen the lightning and heard the thunder. All participants must be aware that in the event of lightning, play must not resume until 30 minutes after the last lightning strike and thunder.
- All play must cease immediately if there is **hail**. All students, officials and spectators should seek cover immediately.
- Care should also be taken in the event of **extreme heat**. If there are any concerns or doubt, use refer to the “IGSA Sport Hot Weather Guidelines” or contact the IGSA Sport staff. After consultation with coaches, players and referees, extra drink breaks or cancellation of play should be considered immediately
- Care should also be taken in the event of **poor air quality**. If there are any concerns or doubt, refer to the “IGSA Sport Air Quality Guidelines” or contact the IGSA Sport staff. After consultation with coaches, cancellation of play should be considered immediately

IGSA Sport Hot Weather Guidelines

Each and every school has a responsibility to educate the participants concerning the steps to avoid dehydration and appropriate sun protection.

Procedure

STEP ONE: Altering the conditions of play.

Tennis	Allow additional breaks to drink and sun protect (shade) where possible.
Badminton	Allow additional breaks to drink and sun protect (shade) where possible.
Basketball	Allow additional breaks to drink.
Football	Allow additional breaks to drink and sun protect (shade) where possible.
Netball	Allow additional breaks to drink and sun protect (shade) where possible.
Hockey	Allow additional breaks to drink and sun protect (shade) where possible.
Water Polo	SMA suggests that NO changes to play are needed. Be mindful that indoor facilities for spectators and officials may be an issue with both temperature and humidity.
Touch	Allow additional breaks for drinks and play 4 quarters rather than 2 halves. Limit the number of 11.00am matches or where possible play no matches at 11.00am.

STEP TWO: Cancellation at the venue

Schools and venue conveners will assess the need to close the venue on a case by case basis. Interim measures provided by the SMA guidelines (below) should be considered prior to cancellation.

At an ambient temperature of 36 or above sport must STOP immediately. The normal rules concerning venue closure will apply. There will be no further sport at that venue for the rest of the day.

STEP THREE: Cancellation by the IGSA Sport office

In extreme conditions, the IGSA Sport office will decide in the interest of the players, spectators and official's welfare that sport be cancelled prior to the day of sport. It would only be for unusual "heatwave" conditions or variations from the average temperature for the time of the year.

This decision should not be taken lightly. The IGSA Sport office will make this decision in consultation with Heads of Sport and the Standing Committee guided by the Sports Medicine Australia (SMA) Guidelines.

SMA Guidelines

Heat exhaustion

- Characterised by a high heart rate, dizziness, headache, loss of endurance / skill / confusion and nausea.
- The skin may still be cool / sweating, but there will be signs of developing vasoconstriction (e.g., pale colour).

To avoid heat exhaustion, if people feel unwell during exercise they should immediately cease activity and rest. Further benefit comes if the rest is in a shaded area with some passing breeze (from a fan if necessary) and the person takes extra hydration. Misting or spraying with water can also help.

Heat stroke

- Characteristics are similar to heat exhaustion but with a dry skin, confusion and collapse.
- Heat stroke may arise in an athlete who has not been identified as suffering from heat exhaustion and has persisted in further activity.

Any collapsed athlete must be treated immediately. It should be assumed that any collapsed athlete is at danger of heat stroke. The best first aid measures are “Strip / Soak / Fan”:

- strip off any excess clothing;
- soak with water;
- fan;
- ice placed in groin and armpits is also helpful.

The aim is to reduce body temperature as quickly as possible. The athlete should immediately be referred for treatment by a medical professional. Important: heat exhaustion/stroke can still occur even in the presence of good hydration.

Dehydration

Dehydration is fluid loss which occurs during exercise, mainly due to perspiration and respiration. It makes an athlete more susceptible to fatigue and muscle cramps. Inadequate fluid replacement before, during and after exercise will lead to excessive dehydration and may lead to heat exhaustion and heat stroke.

Outside temperature

Ambient temperature is the most easily understood guide available, and is most useful on hot, dry days

- 15 - 20 Low: heat illness can occur in distance running. Caution over-motivation.
- 21 - 25 Exceeds 70% Low – moderate: increase vigilance. Caution over-motivation.
- 26 – 30 Exceeds 60% Moderate: reduce intensity and duration of play / training. Take more breaks.
- 31 – 35 Exceeds 50% High – very high: uncomfortable for most people. Limit intensity, take more breaks. Limit duration to less than 60 minutes per session.
- 36 and above Exceeds 30%: very stressful for most people. Postpone and wait for cooler conditions (or a cooler part of the day) or cancellation.

OR

WBGT Temperature (WBGT) index. The WBGT is useful when humidity is high.

- < 20 Low: heat illness can occur in distance running. Caution over-motivation.
- 21 – 25: moderate to high Increase vigilance. Caution over-motivation. Moderate early pre-season training intensity and duration. Take more breaks.
- 26 - 29 High - very high Limit intensity. Limit duration to less than 60 minutes per session.
- 30 and above: extreme. Consider postponement to a cooler part of the day or cancellation (allow swimming).

The Bureau of Meteorology (BOM) produces ambient and WBGT readings for many locations in Australia. You can check these readings and a guide for the relative risk for your location at www.bom.gov.au/info/thermal_stress/index.shtml

IGSA Sport Air Quality Guidelines

Each and every school has a responsibility to educate themselves about the Air Quality Index (AQI) and its effect on sporting activities.

Procedure

Cancellation at the venue

Using the AQI available, all matches should be monitored on a regular basis by the venue convener or the host school's Head of Sport. If the AQI is "poor", warnings will be issued by the venue convener and the host school's Head of Sport to parents and athletes, that the conditions may pose a health hazard, particularly to those with respiratory or cardiovascular conditions. Venue conveners, in conjunction with the host school's Head of Sport, will decide to close the venue if the air quality is at a "hazardous" level. For this to happen, the AQI should be at 200 or greater.

The normal rules concerning venue closure will apply. There will be no further sport at that venue for the rest of the day.

Cancellation by the IGSA Sport office

In extreme conditions and using all available information, the IGSA Sport office will decide in the interest of the players, spectators and official's welfare that sport be cancelled prior to the day of sport.

This decision should not be taken lightly.

Guidelines

When pollution exposure is at low levels, the respiratory tracts usual defence mechanisms trap, transport and clear pollutants effectively. With elevated exposure, short-term accumulation can occur resulting in inflammation and this can exacerbate a number of health conditions with asthma being the most common in athletes.

When threatening or dangerous air quality levels are present, the AQI increases. The AQI is an accepted means of quantifying air quality by public health authorities encompassing:

- Air pollution levels at the nearest monitoring site or region
- The common contributing pollutants
- The overall health risk associated with a given rating.

The AQI is updated hourly and provides an easy-to-understand index. [Current Air Quality](#)

Attentive monitoring of the local AQI and associated air quality alerts, especially during times of extreme environmental conditions, is recommended.

Venue Conveners Checklist

General Preparation

- ✓ Read and understand the Conveners Handbook and have it with you at all times. Please be aware that IGSA Sport rules may differ from club rules.
- ✓ Each round **prior to the start of play, conduct a risk and safety audit** of your venue and know where all facilities are located.
- ✓ Prepare your equipment – cover all contingencies. Make sure you have spoken with your school and if not at a school venue, make sure you know who to speak to in order to have the correct equipment available to you.
- ✓ Make sure you have your own equipment every round e.g. Pens, whistles, first aid, conveners pack, score sheets, risk warning.
- ✓ Organise first aid equipment & ice. School venues should provide this. If at an outside venue please keep receipts of all ice purchases and you will be reimbursed with your payment.
- ✓ Know what is expected of you at your particular venue.

Pre-Match Duties

- ✓ Contact IGSA Sport if you have not received the match sheets by Thursday morning. They are normally emailed on Tuesday or Wednesday.
- ✓ Check the draw and know how many courts / fields / pools etc you have each round.
- ✓ Contact umpires / referees if there are any changes to the draw.
- ✓ Set up conveners table in an obvious position where you can see all courts / fields if possible and display risk warnings in obvious & visible positions.
- ✓ Provide information to players, parents, coaches & umpires / referees regarding matches to be played.
- ✓ Ensure players sign on correctly.
- ✓ Check that all umpires / referees have filled out the necessary IGSA Sport paperwork **before** they referee. This includes having a WWC clearance from IGSA Sport as advised.
- ✓ Allocate umpires / referees to courts / fields and make sure every match has at least one (1) official to start the match. (Coaches **MUST** step in if necessary).
- ✓ Ensure there are scorers for each match – one (1) from each team, preferably sitting together.
- ✓ Decide on venue closures using IGSA Sport guidelines.

Match Procedure

- ✓ Time the matches – central timing. No injury time for any matches unless specified for semis / finals where being played.
- ✓ Cancel matches if necessary – wet weather, heat, misconduct.
- ✓ Treat & record injuries on an IGSA Sport Accident Report ensuring all details are completed.
- ✓ Monitor behaviour - spectators, players, coaches and use the IGSA Sport Code of Conduct to help you. When resolving disputes, make sure you introduce yourself and your position before discussing any breaches of conduct.
- ✓ Ensure spectators / coaches etc. are not impeding the field / court of play. Spectators should not be able to obstruct or interfere with match proceeding e.g. too close to umpires / referees on sidelines.

Post Match Procedure

- ✓ Collect match sheets and make sure they are signed by both team captains and umpires / referees' names are recorded.
- ✓ Discuss any issues that may be raised by coaches about the match and record if necessary on an Incident Report to be returned to IGSA Sport.
- ✓ Make sure any breaches of the Code of Conduct are clearly recorded on an Incident Report, indicating the player(s) / team name involved.
- ✓ Record scores on the Summary sheet.
- ✓ Enter scores in to SPAWTZ and record attendance / availabilities **ASAP after games conclude**, preferably by Sunday night, (or by 8am Monday morning at the *very* latest).
- ✓ Email Summary sheet and Safety & Risk Assessment Inspection Checklist to IGSA Sport by Saturday afternoon, **particularly for results from the round 7 matches and the semi finals as draws will be organised from these results.**
- ✓ Post original match sheets, Weekly Summary sheets, Venue Declaration and Risk Assessment Inspection Checklist ASAP over the weekend or by 8am Monday. Also include any umpire / referee forms that may have been completed – do not hold on to them until the end of the term.
- ✓ Complete the convener's game sheet each round with details of umpires / referees and match times.
- ✓ **When requested**, post the relevant and fully completed conveners game sheet including details of how many matches each umpire / referee officiated so that your payments can be processed. After the finals (or last round), please send your final conveners game sheet along with the completed umpire / referee cards so all final payments for the term can be arranged. Post any other documents from umpires / referees or yourself that were not completed earlier in the season.

Make Sure:

- ✓ You are clearly identifiable as the convener of the venue by wearing IGSA Sport clothing where possible and the supplied name tag at all times.
- ✓ If umpires / referees are not showing up, contact the IGSA Sport office.
- ✓ The umpires / referees available are fair and consistent.
- ✓ Regular umpires / referees are dressed appropriately from round to round e.g. no ripped jeans and bare feet / thongs.
- ✓ You are always approachable and arbitrate fairly and by the rules.
- ✓ Call on the IGSA Sport staff if needed.
- ✓ Don't let situations get out of hand.
- ✓ Use common sense at all times.

Play by the Rules - Maintaining Appropriate Boundaries

Working with children can be enjoyable, rewarding, challenging, frustrating and entertaining - as it should be. It also needs to occur in a positive, respectful and safe environment where children aren't put at risk and adults are protected from accusations of abuse.

As an adult, it is your responsibility to establish and maintain clear professional boundaries with children and young people in sport.

Step 1: Establishing boundaries

a) Communication

- Be aware of what you say and how it might be interpreted.
- Tell children and their parents about your coaching style and explain if / when you're likely to touch children.
- Use age appropriate language in the presence of children.
- Always give feedback that relates to the child's performance, not their personality or appearance.

b) Physical contact boundaries

Only touch children if:

- the contact is relevant to the skill being developed.
- you've asked their permission to do so.

Minimise contact as much as possible (i.e. don't press against a child or have your whole body against a player; be aware of which parts of your body are in contact with the player).

Don't have intimate relationships with people under the age of 18.

c) Location boundaries

Make sure you're never alone with a child (e.g. in a car, changing room etc.).

Avoid entering change rooms. If you have to do so, always knock and announce that you're coming in. Try and have another adult with you.

Don't invite children to your home or encourage them to visit.

You can reinforce your ability to create a safe, positive environment by:

- Complying with your club's policies and procedures for dealing with children;
- Complying with your state or territory's child protection legislation;
- Keeping your coaching skills up to date;
- Seeking advice if you're ever in doubt about a situation or you're concerned about a player's behaviour;
- Showing leadership and addressing instances of inappropriate behaviour when they occur: e.g. stopping team bonding activities that involve abuse, humiliation or risk taking;
- Prohibiting hurtful or sexually provocative games; and
- Forbidding bullying, ridiculing, scapegoating etc.



(taken from the Play by the Rules website – www.playbytherules.net.au)

Step 2: Maintaining and managing boundaries

Boundaries aren't always easy to maintain, particularly if there's only a few years difference between you and the young people you're coaching. Yet a very real power imbalance exists that can't be overlooked. You're in a position of authority. You have more experience. And you're older than the children/young people in your care. And, because they are in your care, you need to make sure you don't overstep professional boundaries.

The following questions will help you decide if you're maintaining those boundaries:

- a) Am I treating all children/young people in a similar manner or do I act differently towards one particular child?
- b) Do I talk, dress or act differently when I'm with a particular child?
- c) Would I behave this way if other adults were present?
- d) Would I feel comfortable if I observed this behaviour in another adult?
- e) Could my actions have negative consequences?
- f) If I were a parent, would I want an adult behaving this way towards my own children?

Occasionally a child or young person may attempt to initiate an inappropriate relationship with you (e.g., by asking you out, sending you flirtatious messages, behaving provocatively). If this happens, there are a number of options available that you may consider taking including:

- a) Contacting your child protection authority or an appropriate agency for advice;
- b) Advising a relevant club/association administrator about the problem and requesting that they speak to the child's parents/guardians; or
- c) Transferring the young person to another team / coach.

If children want to touch you – by holding hands, hugging you, wanting cuddles etc. – you need to gently dissuade them from doing so.

One on one coaching

If you need to conduct one-on-one coaching, make sure it's with the parents' knowledge and consent and preferably that it occurs in a public and visible location.

Coaching children with special needs

If you're coaching a child with special needs you may need to have more frequent physical contact with them. Talk to the child and their parents about how you can meet your duty of care obligations in a safe, supportive manner.

Basically, however, you still need to adhere to the boundaries outlined above e.g., don't touch the child more than is necessary; when you do so make sure it's in a public place and that there are other people around who can see you etc.

For more information on coaching children with special needs visit www.ausport.gov.au/dsu/index.asp.

Cultural considerations

Different cultures have different attitudes and traditions around touch – being aware of those traditions will help you avoid causing embarrassment and offence. If you know that a child's family have escaped traumatic circumstances, you'll need to use diplomacy, tact and care in your relationship with the child.



(taken from the Play by the Rules website – www.playbytherules.net.au)

Physical Contact with Children

Issues surrounding physical contact in sport can be controversial and complex. Some sports require physical contact between adults and children for skill development; others do not.

If physical contact is to occur, it should always be within clear guidelines to reduce the risk of inappropriate touching and to ensure people working with children e.g., coaches, officials etc. are not placed in situations where they could be accused of abuse.

Physical contact is appropriate if it:

- is used to assist in skill development
- is required for the child's safety
- occurs with the player's understanding and permission
- is for the child's benefit, not adult gratification
- occurs in an open environment.

Physical contact is inappropriate if it:

- includes touching the groin, genital area, buttocks, breasts or any part of the body that may cause distress or embarrassment
- frightens, distresses or embarrasses a child
- destroys their trust
- occurs in a private place.

Laws exist throughout Australia to protect children and young people from abuse. Measures that are genuinely necessary to protect the health and safety of children and young people are permitted. In deciding whether contact is appropriate ask: "Is it serving the needs of the player/participant or the adult?"

About Play By The Rules

Play by the Rules provides information and online learning for community sport and recreation on how to:

- prevent and deal with discrimination, harassment and child abuse, and
- develop inclusive and welcoming environments for participation.

Check the website more information about how schools and sporting organisations can use the resources on Play by the Rules to promote inclusive, safe and fair participation.

Play by the Rules is a unique partnership between the Australian Sports Commission, the Australian Human Rights Commission, all state and territory sport and recreation and anti-discrimination agencies and the NSW Commission for Children and Young People.

The information on *Play by the Rules* is not intended to be, nor should it be relied upon as, a substitute for legal or other professional advice.



(taken from the Play by the Rules website – www.playbytherules.net.au)

Play by the Rules is supported by the following Australian, State and Territory Government agencies

Australian Sports Commission www.ausport.gov.au/supporting/ethics

Northern Territory Sport & Recreation

Office for Recreation and Sport South Australia

Sport and Recreation Services ACT

Sport and Recreation NSW

Sport and Recreation Services Queensland

Sport and Recreation Tasmania

Sport and Recreation Victoria

Sport and Recreation Western Australia

Australian Human Rights Commission

ACT Human Rights Commission

Anti-Discrimination Board of NSW

Anti-Discrimination Commission Queensland

Equal Opportunity Commission of South Australia

Equal Opportunity Commission of Western Australia

Northern Territory Anti-Discrimination Commission

Tasmanian Office of the Anti-Discrimination Commissioner

Victorian Human Rights and Equal Opportunity Commission

New South Wales Commission for Children and Young People

IGSA Sport Incident Report

Please use this form to provide details of any incidents that occur at your venue.

An incident is classified as something that was considered a breach of the IGSA Sport Code of Conduct, Harassment or any other IGSA policy.

THIS FORM IS NOT TO BE USED FOR REPORTING ACCIDENTS.

INCIDENT DETAILS
Date and Time of incident
Venue at which incident occurred
Sport being played at that venue
Venue Convener on duty at the time of the incident:
Name and school of people involved
Incident Description (please provide as much detail as possible)
Witnesses to the incident (Name and contact details if not a school contact)
Name & Signature of person completing this form

IGSA Sport Incident Report

Please use this form to provide details of any incidents that occur at your venue.

An incident is classified as something that was considered a breach of the IGSA Sport Code of Conduct, Harassment or any other IGSA policy.

THIS FORM IS NOT TO BE USED FOR REPORTING ACCIDENTS.

INCIDENT DETAILS
Date and Time of incident
Venue at which incident occurred
Sport being played at that venue
Venue Convener on duty at the time of the incident:
Name and school of people involved
Incident Description (please provide as much detail as possible)
Witnesses to the incident (Name and contact details if not a school contact)
Name & Signature of person completing this form

IGSA Sport Incident Report

Please use this form to provide details of any incidents that occur at your venue.

An incident is classified as something that was considered a breach of the IGSA Sport Code of Conduct, Harassment or any other IGSA policy.

THIS FORM IS NOT TO BE USED FOR REPORTING ACCIDENTS.

INCIDENT DETAILS
Date and Time of incident
Venue at which incident occurred
Sport being played at that venue
Venue Convener on duty at the time of the incident:
Name and school of people involved
Incident Description (please provide as much detail as possible)
Witnesses to the incident (Name and contact details if not a school contact)
Name & Signature of person completing this form



Accident & Insurance Information

IGSA Sport does not insure against the cost of medical or dental expenses incurred by students, teachers, umpires, conveners, spectators or any other person participating in school sport.

The NSW State Government provides free **serious injury and death cover** to all NSW school children while they are participating in school authorised sports under the Supplementary Sporting Injuries Benefits Scheme. This Scheme was established to cover accidents or injuries to school children.

All NSW school children, within both the public and private systems are automatically covered under the Supplementary Scheme. Cover is provided for school authorised sporting or athletic activities.

A lump sum benefit is payable to any schoolchild (or the Public Trustee should the child be under 18 years of age) who is injured while participating in a school authorised sporting or athletic activity and who has suffered a permanent disability of a certain kind.

The Supplementary Scheme **does not cover medical expenses or dental costs**. For more information about the Supplementary Sporting Injuries Benefits Scheme and the cover provided, please visit the NSW Sporting Injuries website –

For more information on NSW Sporting Injuries benefits and entitlements or how to apply, visit <https://www.icare.nsw.gov.au/injured-or-ill-people/sporting-injuries/who-we-care-for>, email sportinginjuries@icare.nsw.gov.au or call (02) 7922 5392.

Although IGSA Sport takes measures to make the sporting activities as safe as reasonably possible for participants, there is a risk that students can be injured and suffer loss (including financial loss) and damage as a result of their participation in these sporting activities, whether at training or in actual events. **IGSA Sport therefore advises participants to consider their own insurance needs and to take action appropriate to their circumstances.**

IGSA Sport also advises to read the Risk Warning in the policies section of our website.

First Aid

IGSA Sport recommends that all Conveners hold a current First Aid Certificate although it is not compulsory.

It is the responsibility of the Convener to make sure that ice and a first aid kit are available at the venue each Saturday. Check the first aid kit each round and replenish as necessary.

When dealing with blood or other body fluids, always wear gloves.

Convener's Responsibilities

As the Convener responsible for the venue, you may be called upon to respond to an accident or injury. While it is impossible to predict every eventuality, the following guidelines should prove helpful:

1. **Stay calm and use common sense.** If the injury is severe, if you feel unqualified to deal with it or if you would like support, seek assistance from spectators. All PDHPE staff will have current First Aid certificates and several parents may have medical qualifications. Make sure their parents are contacted if they are not present at the match. Complete an injury report and forward it to the IGSA Sport office.
2. **If the situation is an emergency,** call an ambulance (**ph. 000**) and get help from a trained First Aider or medically qualified spectator. (NB Mobile emergency numbers may be different –often 112. Know how to dial an ambulance from your mobile and program the number into your phone).
3. **If the situation is not an emergency,** assess its seriousness. To do this, the Australian Sports Commission recommends the “STOP” approach:
 - Stop play or stop the player from participating.
 - Talk to the injured player to determine where the pain is felt, how serious it is and how the injury occurred. Provide words of encouragement.
 - Observe the player while you are talking to their to assess swelling, bleeding, deformity, possible concussion, etc.

- Prevent further injury.
4. **If the injury is not serious**, The Australian Sports Commission and Sports Medicine Australia recommend the “RICER” approach:
 - Rest injured part to reduce further damage – refrain from putting weight onto injured part.
 - Ice – apply, wrapped in damp towel, to injured area for 20 minutes every two hours for the 1st 48 hours.
 - Compression – firm (but not tight) bandaging will reduce bleeding and swelling.
 - Elevation – raise the injured area above the heart on a pillow for comfort and support.
 - Referral – consult a medical professional for diagnosis and further treatment if required.
 5. For all injuries, major and minor, an IGSA Sport accident report **must be completed**.
 6. St John Ambulance Australia encourages everyone to be prepared for whatever unfortunate event may occur and has now developed their new First Aid app for iPhone and Android phones. The range of St John phone apps can be downloaded from the Apple iTunes and Google Play app stores.

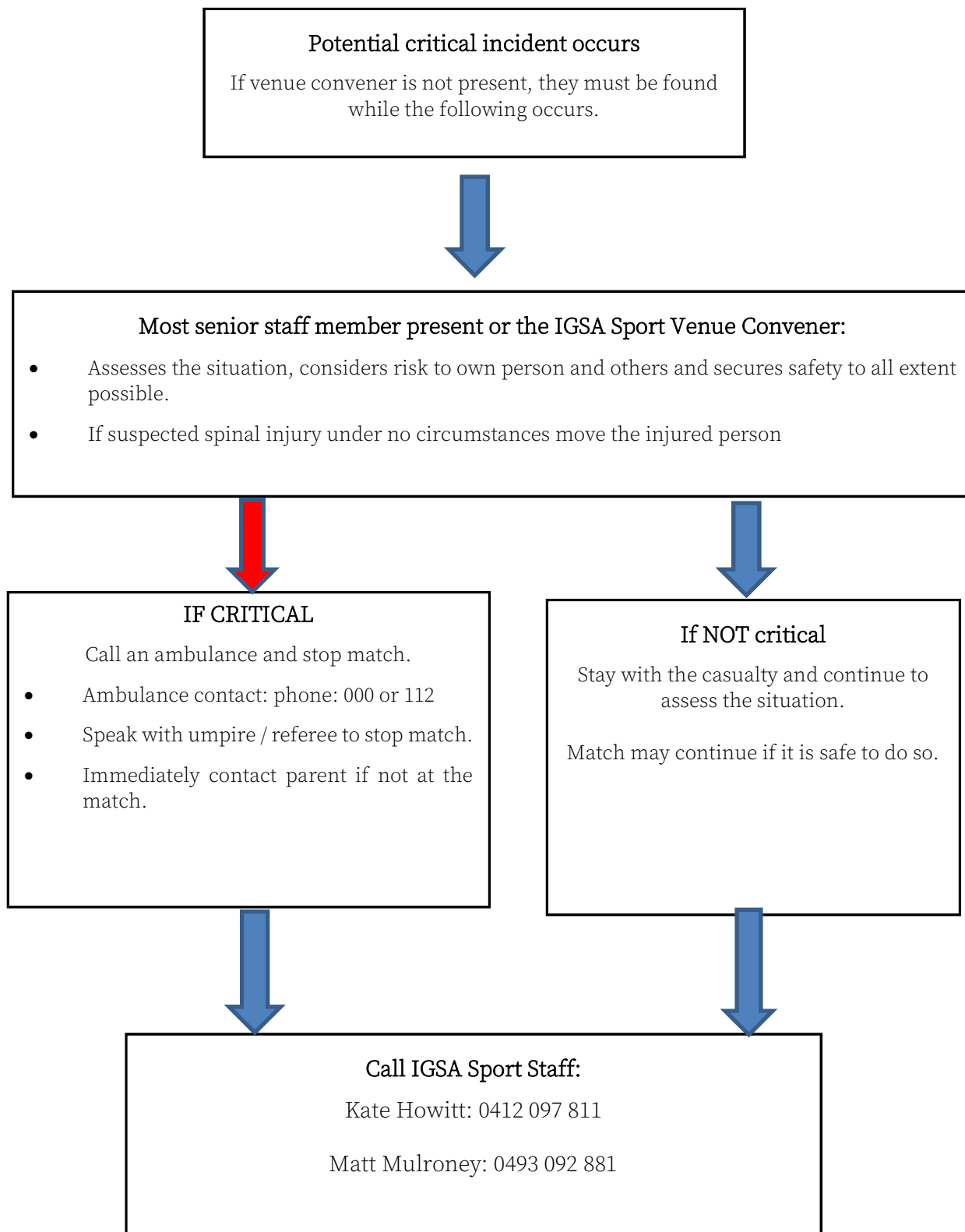
General Safety

1. Encourage players to wear sunscreen and to drink plenty of water in order to avoid dehydration. For more information, consult the Sports Medicine Australia.
2. If the wearing of protective equipment is mandatory, this must be enforced. If the wearing of protective equipment is merely recommended, encourage players to wear it.
3. If bleeding occurs, encourage players to administer their own bleeding control.
4. If cleaning blood or body fluid from a court, floor or change area, wear protective gloves and avoid direct contact.
5. Encourage players to check the suitability and condition of their equipment prior to play.

Further information is available from the following websites:

- Sports Medicine Australia - <http://sma.org.au/resources-advice>
- Smartplay - www.smartplay.com.au
- Australian Sports Commission - www.ausport.gov.au/participating/officials
- Play by The Rules - www.playbytherules.net.au

Procedure for the Management of Critical Incidents for IGSA Sport Venue Conveners



Definition of a Critical Incident – the incident is a high risk situation and for IGSA Sport is defined as anything that cannot be managed by using simple first aid such as a band aid or icing.

Hierarchy of Staff at a Venue

- Head of School
- Director of Sport from the school venue
- Director of Sport from school(s) involved
- PD/H/PE or other School staff
- Team coach
- Team Manager

If parent of casualty present;

- Follow all procedures in consultation with the parent

If no school staff present;

- Follow all procedures and gain assistance from:
 - Medically qualified parent / spectator e.g., doctor, nurse, physio
 - Another adult
 - Players

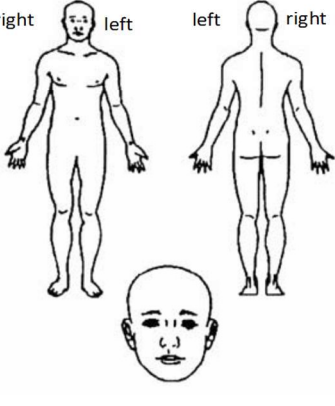
Once ambulance has been called, where possible, delegate responsibility of casualty to most senior staff member at the venue so the following can be addressed:

- Ambulance access
- Assist with first aid requirements e.g. water, ice.....
- On going communication with umpires / referees
- Provide feedback to players and / or spectators
- Continue to assess safety of venue

When there is no other adult present, the venue convener's first priority is to the casualty. A player can assist to call the ambulance, communicate instructions and pass on information if required.

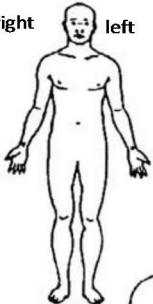


IGSA Sport Accident / Injury Report Form

Injury details: This report reflects an accurate record of the injured person's reported symptoms of injury

NAME OF PERSON INJURED		VENUE	
School attended by injured player		Venue Convener: (Print Name & Sign)	
Players' DOB (Day/Month/Year) / /		DATE INJURY OCCURRED / /	
Sport Being Played Team No & Grade		First Aid Provided By: (Print Name & Sign)	
Does the injured player currently play the same sport in another competition		<input type="checkbox"/> Yes <input type="checkbox"/> No	
Please indicate during WHICH EVENT the injury occurred		INITIAL TREATMENT	
<input type="checkbox"/> Saturday Sport <input type="checkbox"/> Rep Trials <input type="checkbox"/> Rep Matches / Comp <input type="checkbox"/> Sports Carnival <input type="checkbox"/> Warm Up <input type="checkbox"/> Competition <input type="checkbox"/> Event <input type="checkbox"/> Other		<input type="checkbox"/> No treatment required <input type="checkbox"/> CPR <input type="checkbox"/> RICER <input type="checkbox"/> Crutches <input type="checkbox"/> Sling / splint <input type="checkbox"/> Dressing <input type="checkbox"/> Strapping <input type="checkbox"/> Massage <input type="checkbox"/> Stretching	
NATURE OF INJURY		<input type="checkbox"/> New Injury	
<input type="checkbox"/> Previous injury from other terms <input type="checkbox"/> Previously injured this term <input type="checkbox"/> Other (please explain)			
CONCUSSION		<input type="checkbox"/> Possible concussion - removed from play <input type="checkbox"/> Notification form distributed	
SYMPTOMS OF INJURY			
<input type="checkbox"/> Blisters <input type="checkbox"/> Inflammation / swelling <input type="checkbox"/> Spinal injury <input type="checkbox"/> Bleeding nose <input type="checkbox"/> Cramp <input type="checkbox"/> Cardiac problem <input type="checkbox"/> Bruising / contusion <input type="checkbox"/> Suspected bone fracture / break <input type="checkbox"/> Electrical shock <input type="checkbox"/> Cut <input type="checkbox"/> Dislocation <input type="checkbox"/> Burn <input type="checkbox"/> Graze / abrasion <input type="checkbox"/> Head injury <input type="checkbox"/> Insect bite / sting <input type="checkbox"/> Sprain (Ligament) <input type="checkbox"/> Loss of consciousness <input type="checkbox"/> Poisoning <input type="checkbox"/> Strain (Muscle / Tendon) <input type="checkbox"/> Respiratory problem <input type="checkbox"/> Other:			
BODY PART INJURED (circle below)		HOW DID THE INJURY OCCUR	
Name of part		<input type="checkbox"/> Contact with a fixed object (e.g. wall, goal post)	
Location of injury		<input type="checkbox"/> Contact with another person <input type="checkbox"/> Overbalance <input type="checkbox"/> Contact with a ball or equipment (e.g. bat / stick) <input type="checkbox"/> Overstretch <input type="checkbox"/> Slip/trip <input type="checkbox"/> Running <input type="checkbox"/> Sidestep <input type="checkbox"/> Landing	
right left left right 		<input type="checkbox"/> Fall <input type="checkbox"/> Venue **Refer note below <input type="checkbox"/> Other:	
Did player return to play?		Extra detail regarding how the injury occurred:	
<input type="checkbox"/> Yes <input type="checkbox"/> No			
Was protective equipment worn on the injured body part?		<input type="checkbox"/> Yes <input type="checkbox"/> No	
FOLLOW UP ACTION <input type="checkbox"/> None <input type="checkbox"/> Medical practitioner / physiotherapist <input type="checkbox"/> Hospital			
<input type="checkbox"/> Ambulance <input type="checkbox"/> Other:			
Signature of person completing form:		Date: / /	
Note: Staff without medical training should refer all medical decisions to appropriately qualified persons. Do not attempt to 'diagnose' an injury. Users of this form are advised that medical information should be treated confidentially.			
** If the venue thought to have contributed to the cause of the accident / injury, please ensure you take a photo of the affected site and forward with the copy of this form.			
Please ensure you contact IGSA Sport staff ASAP if an ambulance is called or serious injury occurs.			

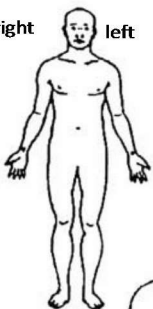


IGSA SPORT ACCIDENT / INJURY REPORT FORM

Injury details: This report reflects an accurate record of the injured person's reported symptoms of injury

NAME OF PERSON INJURED		VENUE			
School attended by injured player		Venue Convener: (Print Name & Sign)			
Players' DOB (Day/Month/Year) / /		DATE INJURY OCCURRED / /			
Sport Being Played Team No & Grade		First Aid Provided By: (Print Name & Sign)			
Does the injured player currently play the same sport in another competition		<input type="checkbox"/> Yes <input type="checkbox"/> No	Time of First Aid:		
Please indicate during WHICH EVENT the injury occurred		<input type="checkbox"/> Saturday Sport	INITIAL TREATMENT		
<input type="checkbox"/> Rep Trials <input type="checkbox"/> Rep Matches / Comp		<input type="checkbox"/> Sports Carnival	<input type="checkbox"/> No treatment required		
<input type="checkbox"/> Warm Up <input type="checkbox"/> Competition <input type="checkbox"/> Event <input type="checkbox"/> Other			<input type="checkbox"/> CPR <input type="checkbox"/> RICER		
NATURE OF INJURY		<input type="checkbox"/> New Injury	<input type="checkbox"/> Crutches <input type="checkbox"/> Sling / splint		
<input type="checkbox"/> Previous injury from other terms		<input type="checkbox"/> Previously injured this term	<input type="checkbox"/> Dressing <input type="checkbox"/> Strapping		
<input type="checkbox"/> Other (please explain)			<input type="checkbox"/> Massage <input type="checkbox"/> Stretching		
CONCUSSION		<input type="checkbox"/> Possible concussion - removed from play	<input type="checkbox"/> Notification form distributed		
SYMPTOMS OF INJURY					
<input type="checkbox"/> Blisters		<input type="checkbox"/> Inflammation / swelling	<input type="checkbox"/> Spinal injury		
<input type="checkbox"/> Bleeding nose		<input type="checkbox"/> Cramp	<input type="checkbox"/> Cardiac problem		
<input type="checkbox"/> Bruising / contusion		<input type="checkbox"/> Suspected bone fracture / break	<input type="checkbox"/> Electrical shock		
<input type="checkbox"/> Cut		<input type="checkbox"/> Dislocation	<input type="checkbox"/> Burn		
<input type="checkbox"/> Graze / abrasion		<input type="checkbox"/> Head injury	<input type="checkbox"/> Insect bite / sting		
<input type="checkbox"/> Sprain (Ligament)		<input type="checkbox"/> Loss of consciousness	<input type="checkbox"/> Poisoning		
<input type="checkbox"/> Strain (Muscle / Tendon)		<input type="checkbox"/> Respiratory problem	<input type="checkbox"/> Other:		
BODY PART INJURED (circle below)		HOW DID THE INJURY OCCUR			
Name of part		<input type="checkbox"/> Contact with a fixed object (e.g. wall, goal post)			
Location of injury		<input type="checkbox"/> Contact with another person <input type="checkbox"/> Overbalance			
<div style="display: flex; justify-content: space-around;"> <div style="text-align: center;"> <p>right</p>  </div> <div style="text-align: center;"> <p>left</p>  </div> </div> <div style="text-align: center; margin-top: 10px;">  </div>		<input type="checkbox"/> Contact with a ball or equipment (e.g. bat / stick)			
		<input type="checkbox"/> Fall		<input type="checkbox"/> Overstretch	
		<input type="checkbox"/> Venue **Refer note below		<input type="checkbox"/> Slip/trip	
		<input type="checkbox"/> Other:		<input type="checkbox"/> Running	
		Did player return to play?		<input type="checkbox"/> Sidestep	
		<input type="checkbox"/> Yes <input type="checkbox"/> No		<input type="checkbox"/> Landing	
Extra detail regarding how the injury occurred:					
Was protective equipment worn on the injured body part?					
<input type="checkbox"/> Yes <input type="checkbox"/> No					
FOLLOW UP ACTION		<input type="checkbox"/> Medical practitioner / physiotherapist <input type="checkbox"/> Hospital			
<input type="checkbox"/> Ambulance		<input type="checkbox"/> Other:			
Signature of person completing form:		Date: / /			
Note: Staff without medical training should refer all medical decisions to appropriately qualified persons. Do not attempt to 'diagnose' an injury. Users of this form are advised that medical information should be treated confidentially.					
** If the venue thought to have contributed to the cause of the accident / injury, please ensure you take a photo of the affected site and forward with the copy of this form.					
Please ensure you contact IGSA Sport staff ASAP if an ambulance is called or serious injury occurs.					

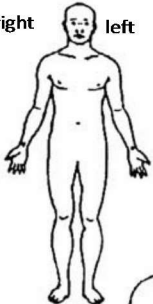
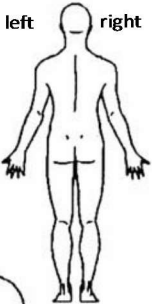

IGSA SPORT ACCIDENT / INJURY REPORT FORM

Injury details: This report reflects an accurate record of the injured person's reported symptoms of injury

NAME OF PERSON INJURED		VENUE	
School attended by injured player		Venue Convener: (Print Name & Sign)	
Players' DOB (Day/Month/Year) / /		DATE INJURY OCCURRED / /	
Sport Being Played		First Aid Provided By:	
Team No & Grade		(Print Name & Sign)	
Does the injured player currently play the same sport in another competition		<input type="checkbox"/> Yes <input type="checkbox"/> No	
Please indicate during WHICH EVENT the injury occurred		INITIAL TREATMENT	
<input type="checkbox"/> Saturday Sport <input type="checkbox"/> Rep Trials <input type="checkbox"/> Rep Matches / Comp <input type="checkbox"/> Sports Carnival <input type="checkbox"/> Warm Up <input type="checkbox"/> Competition <input type="checkbox"/> Event <input type="checkbox"/> Other		<input type="checkbox"/> No treatment required <input type="checkbox"/> CPR <input type="checkbox"/> RICER <input type="checkbox"/> Crutches <input type="checkbox"/> Sling / splint <input type="checkbox"/> Dressing <input type="checkbox"/> Strapping <input type="checkbox"/> Massage <input type="checkbox"/> Stretching	
NATURE OF INJURY		<input type="checkbox"/> New Injury	
<input type="checkbox"/> Previous injury from other terms <input type="checkbox"/> Previously injured this term <input type="checkbox"/> Other (please explain)			
CONCUSSION		<input type="checkbox"/> Possible concussion - removed from play <input type="checkbox"/> Notification form distributed	
SYMPTOMS OF INJURY			
<input type="checkbox"/> Blisters <input type="checkbox"/> Inflammation / swelling <input type="checkbox"/> Spinal injury <input type="checkbox"/> Bleeding nose <input type="checkbox"/> Cramp <input type="checkbox"/> Cardiac problem <input type="checkbox"/> Bruising / contusion <input type="checkbox"/> Suspected bone fracture / break <input type="checkbox"/> Electrical shock <input type="checkbox"/> Cut <input type="checkbox"/> Dislocation <input type="checkbox"/> Burn <input type="checkbox"/> Graze / abrasion <input type="checkbox"/> Head injury <input type="checkbox"/> Insect bite / sting <input type="checkbox"/> Sprain (Ligament) <input type="checkbox"/> Loss of consciousness <input type="checkbox"/> Poisoning <input type="checkbox"/> Strain (Muscle / Tendon) <input type="checkbox"/> Respiratory problem <input type="checkbox"/> Other:			
BODY PART INJURED (circle below)		HOW DID THE INJURY OCCUR	
Name of part		<input type="checkbox"/> Contact with a fixed object (e.g. wall, goal post)	
Location of injury		<input type="checkbox"/> Contact with another person <input type="checkbox"/> Overbalance <input type="checkbox"/> Contact with a ball or equipment <input type="checkbox"/> Overstretch (e.g. bat / stick) <input type="checkbox"/> Slip/trip <input type="checkbox"/> Fall <input type="checkbox"/> Running <input type="checkbox"/> Venue **Refer note below <input type="checkbox"/> Sidestep <input type="checkbox"/> Other: <input type="checkbox"/> Landing	
<div style="display: flex; justify-content: space-around; align-items: center;"> <div style="text-align: center;"> <p>right</p>  </div> <div style="text-align: center;"> <p>left</p>  </div> </div> <div style="text-align: center; margin-top: 10px;">  </div>		Did player return to play? <input type="checkbox"/> Yes <input type="checkbox"/> No	
		Extra detail regarding how the injury occurred:	
		Was protective equipment worn on the injured body part? <input type="checkbox"/> Yes <input type="checkbox"/> No	
FOLLOW UP ACTION			
<input type="checkbox"/> None <input type="checkbox"/> Medical practitioner / physiotherapist <input type="checkbox"/> Hospital <input type="checkbox"/> Ambulance <input type="checkbox"/> Other:			
Signature of person completing form:		Date: / /	
Note: Staff without medical training should refer all medical decisions to appropriately qualified persons. Do not attempt to 'diagnose' an injury. Users of this form are advised that medical information should be treated confidentially.			
** If the venue thought to have contributed to the cause of the accident / injury, please ensure you take a photo of the affected site and forward with the copy of this form.			
Please ensure you contact IGSA Sport staff ASAP if an ambulance is called or serious injury occurs.			

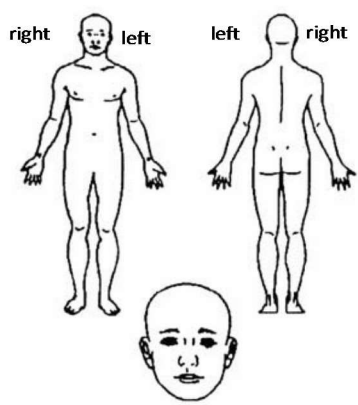
IGSA SPORT ACCIDENT / INJURY REPORT FORM

Injury details: This report reflects an accurate record of the injured person's reported symptoms of injury

NAME OF PERSON INJURED		VENUE	
School attended by injured player		Venue Convener: (Print Name & Sign)	
Players' DOB (Day/Month/Year) / /		DATE INJURY OCCURRED / /	
Sport Being Played		First Aid Provided By:	
Team No & Grade		(Print Name & Sign)	
Does the injured player currently play the same sport in another competition		<input type="checkbox"/> Yes <input type="checkbox"/> No Time of First Aid:	
Please indicate during WHICH EVENT the injury occurred		INITIAL TREATMENT	
<input type="checkbox"/> Saturday Sport <input type="checkbox"/> Rep Trials <input type="checkbox"/> Rep Matches / Comp <input type="checkbox"/> Sports Carnival <input type="checkbox"/> Warm Up <input type="checkbox"/> Competition <input type="checkbox"/> Event <input type="checkbox"/> Other		<input type="checkbox"/> No treatment required <input type="checkbox"/> CPR <input type="checkbox"/> RICER <input type="checkbox"/> Crutches <input type="checkbox"/> Sling / splint <input type="checkbox"/> Dressing <input type="checkbox"/> Strapping <input type="checkbox"/> Massage <input type="checkbox"/> Stretching	
NATURE OF INJURY <input type="checkbox"/> Previous injury from other terms <input type="checkbox"/> New Injury <input type="checkbox"/> Other (please explain) <input type="checkbox"/> Previously injured this term			
CONCUSSION		<input type="checkbox"/> Possible concussion - removed from play <input type="checkbox"/> Notification form distributed	
SYMPTOMS OF INJURY			
<input type="checkbox"/> Blisters <input type="checkbox"/> Inflammation / swelling <input type="checkbox"/> Spinal injury <input type="checkbox"/> Bleeding nose <input type="checkbox"/> Cramp <input type="checkbox"/> Cardiac problem <input type="checkbox"/> Bruising / contusion <input type="checkbox"/> Suspected bone fracture / break <input type="checkbox"/> Electrical shock <input type="checkbox"/> Cut <input type="checkbox"/> Dislocation <input type="checkbox"/> Burn <input type="checkbox"/> Graze / abrasion <input type="checkbox"/> Head injury <input type="checkbox"/> Insect bite / sting <input type="checkbox"/> Sprain (Ligament) <input type="checkbox"/> Loss of consciousness <input type="checkbox"/> Poisoning <input type="checkbox"/> Strain (Muscle / Tendon) <input type="checkbox"/> Respiratory problem <input type="checkbox"/> Other:			
BODY PART INJURED (circle below)		HOW DID THE INJURY OCCUR	
Name of part		<input type="checkbox"/> Contact with a fixed object (e.g. wall, goal post)	
Location of injury		<input type="checkbox"/> Contact with another person <input type="checkbox"/> Overbalance <input type="checkbox"/> Contact with a ball or equipment (e.g. bat / stick) <input type="checkbox"/> Overstretch <input type="checkbox"/> Fall <input type="checkbox"/> Slip/trip <input type="checkbox"/> Venue **Refer note below <input type="checkbox"/> Running <input type="checkbox"/> Other: <input type="checkbox"/> Sidestep <input type="checkbox"/> Landing	
<div style="display: flex; justify-content: space-around; align-items: center;"> <div style="text-align: center;"> <p>right</p>  </div> <div style="text-align: center;"> <p>left</p>  </div> </div> <div style="text-align: center; margin-top: 10px;">  </div>		Did player return to play? <input type="checkbox"/> Yes <input type="checkbox"/> No	
		Extra detail regarding how the injury occurred:	
		Was protective equipment worn on the injured body part? <input type="checkbox"/> Yes <input type="checkbox"/> No	
FOLLOW UP ACTION		<input type="checkbox"/> None <input type="checkbox"/> Medical practitioner / physiotherapist <input type="checkbox"/> Hospital <input type="checkbox"/> Ambulance <input type="checkbox"/> Other:	
Signature of person completing form:		Date: / /	
Note: Staff without medical training should refer all medical decisions to appropriately qualified persons. Do not attempt to 'diagnose' an injury. Users of this form are advised that medical information should be treated confidentially.			
** If the venue thought to have contributed to the cause of the accident / injury, please ensure you take a photo of the affected site and forward with the copy of this form.			
Please ensure you contact IGSA Sport staff ASAP if an ambulance is called or serious injury occurs.			

IGSA SPORT ACCIDENT / INJURY REPORT FORM

Injury details: This report reflects an accurate record of the injured person's reported symptoms of injury

NAME OF PERSON INJURED		VENUE	
School attended by injured player		Venue Convener: (Print Name & Sign)	
Players' DOB (Day/Month/Year) / /		DATE INJURY OCCURRED / /	
Sport Being Played		First Aid Provided By:	
Team No & Grade		(Print Name & Sign)	
Does the injured player currently play the same sport in another competition		<input type="checkbox"/> Yes <input type="checkbox"/> No	
Please indicate during WHICH EVENT the injury occurred		INITIAL TREATMENT	
<input type="checkbox"/> Rep Trials <input type="checkbox"/> Rep Matches / Comp <input type="checkbox"/> Warm Up <input type="checkbox"/> Competition <input type="checkbox"/> Event <input type="checkbox"/> Other		<input type="checkbox"/> Saturday Sport <input type="checkbox"/> Sports Carnival <input type="checkbox"/> No treatment required <input type="checkbox"/> CPR <input type="checkbox"/> RICER <input type="checkbox"/> Crutches <input type="checkbox"/> Sling / splint <input type="checkbox"/> Dressing <input type="checkbox"/> Strapping <input type="checkbox"/> Massage <input type="checkbox"/> Stretching	
NATURE OF INJURY			
<input type="checkbox"/> Previous injury from other terms <input type="checkbox"/> New Injury <input type="checkbox"/> Other (please explain) <input type="checkbox"/> Previously injured this term			
CONCUSSION		<input type="checkbox"/> Possible concussion - removed from play <input type="checkbox"/> Notification form distributed	
SYMPTOMS OF INJURY			
<input type="checkbox"/> Blisters <input type="checkbox"/> Inflammation / swelling <input type="checkbox"/> Spinal injury <input type="checkbox"/> Bleeding nose <input type="checkbox"/> Cramp <input type="checkbox"/> Cardiac problem <input type="checkbox"/> Bruising / contusion <input type="checkbox"/> Suspected bone fracture / break <input type="checkbox"/> Electrical shock <input type="checkbox"/> Cut <input type="checkbox"/> Dislocation <input type="checkbox"/> Burn <input type="checkbox"/> Graze / abrasion <input type="checkbox"/> Head injury <input type="checkbox"/> Insect bite / sting <input type="checkbox"/> Sprain (Ligament) <input type="checkbox"/> Loss of consciousness <input type="checkbox"/> Poisoning <input type="checkbox"/> Strain (Muscle / Tendon) <input type="checkbox"/> Respiratory problem <input type="checkbox"/> Other:			
BODY PART INJURED (circle below)		HOW DID THE INJURY OCCUR	
Name of part		<input type="checkbox"/> Contact with a fixed object (e.g. wall, goal post)	
Location of injury		<input type="checkbox"/> Contact with another person <input type="checkbox"/> Overbalance <input type="checkbox"/> Contact with a ball or equipment (e.g. bat / stick) <input type="checkbox"/> Overstretch <input type="checkbox"/> Fall <input type="checkbox"/> Slip/trip <input type="checkbox"/> Venue **Refer note below <input type="checkbox"/> Running <input type="checkbox"/> Other: <input type="checkbox"/> Sidestep <input type="checkbox"/> Landing	
		<input type="checkbox"/> Did player return to play? <input type="checkbox"/> Yes <input type="checkbox"/> No	
		Extra detail regarding how the injury occurred:	
		Was protective equipment worn on the injured body part? <input type="checkbox"/> Yes <input type="checkbox"/> No	
FOLLOW UP ACTION		<input type="checkbox"/> None <input type="checkbox"/> Medical practitioner / physiotherapist <input type="checkbox"/> Hospital <input type="checkbox"/> Ambulance <input type="checkbox"/> Other:	
Signature of person completing form:		Date: / /	
Note: Staff without medical training should refer all medical decisions to appropriately qualified persons. Do not attempt to 'diagnose' an injury. Users of this form are advised that medical information should be treated confidentially.			
** If the venue thought to have contributed to the cause of the accident / injury, please ensure you take a photo of the affected site and forward with the copy of this form.			
Please ensure you contact IGSA Sport staff ASAP if an ambulance is called or serious injury occurs.			

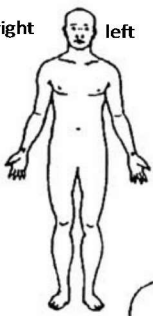


IGSA SPORT ACCIDENT / INJURY REPORT FORM

Injury details: This report reflects an accurate record of the injured person's reported symptoms of injury

NAME OF PERSON INJURED	VENUE	
School attended by injured player	Venue Convener: (Print Name & Sign)	
Players' DOB (Day/Month/Year) / /	DATE INJURY OCCURRED / /	
Sport Being Played Team No & Grade	First Aid Provided By: (Print Name & Sign)	
Does the injured player currently play the same sport in another competition	<input type="checkbox"/> Yes <input type="checkbox"/> No	Time of First Aid:
Please indicate during WHICH EVENT the injury occurred	<input type="checkbox"/> Saturday Sport	INITIAL TREATMENT
<input type="checkbox"/> Rep Trials <input type="checkbox"/> Rep Matches / Comp	<input type="checkbox"/> Sports Carnival	
<input type="checkbox"/> Warm Up <input type="checkbox"/> Competition <input type="checkbox"/> Event <input type="checkbox"/> Other		<input type="checkbox"/> No treatment required
NATURE OF INJURY <input type="checkbox"/> New Injury		<input type="checkbox"/> CPR <input type="checkbox"/> RICER
<input type="checkbox"/> Previous injury from other terms <input type="checkbox"/> Previously injured this term		<input type="checkbox"/> Crutches <input type="checkbox"/> Sling / splint
<input type="checkbox"/> Other (please explain)		<input type="checkbox"/> Dressing <input type="checkbox"/> Strapping
		<input type="checkbox"/> Massage <input type="checkbox"/> Stretching
CONCUSSION <input type="checkbox"/> Possible concussion - removed from play <input type="checkbox"/> Notification form distributed		
SYMPTOMS OF INJURY		
<input type="checkbox"/> Blisters	<input type="checkbox"/> Inflammation / swelling	<input type="checkbox"/> Spinal injury
<input type="checkbox"/> Bleeding nose	<input type="checkbox"/> Cramp	<input type="checkbox"/> Cardiac problem
<input type="checkbox"/> Bruising / contusion	<input type="checkbox"/> Suspected bone fracture / break	<input type="checkbox"/> Electrical shock
<input type="checkbox"/> Cut	<input type="checkbox"/> Dislocation	<input type="checkbox"/> Burn
<input type="checkbox"/> Graze / abrasion	<input type="checkbox"/> Head injury	<input type="checkbox"/> Insect bite / sting
<input type="checkbox"/> Sprain (Ligament)	<input type="checkbox"/> Loss of consciousness	<input type="checkbox"/> Poisoning
<input type="checkbox"/> Strain (Muscle / Tendon)	<input type="checkbox"/> Respiratory problem	<input type="checkbox"/> Other:
BODY PART INJURED (circle below)		HOW DID THE INJURY OCCUR
Name of part	<input type="checkbox"/> Contact with a fixed object (e.g. wall, goal post)	
Location of injury	<input type="checkbox"/> Contact with another person	<input type="checkbox"/> Overbalance
	<input type="checkbox"/> Contact with a ball or equipment (e.g. bat / stick)	<input type="checkbox"/> Overstretch
	<input type="checkbox"/> Fall	<input type="checkbox"/> Slip/trip
	<input type="checkbox"/> Venue **Refer note below	<input type="checkbox"/> Running
	<input type="checkbox"/> Other:	<input type="checkbox"/> Sidestep
		<input type="checkbox"/> Landing
	Did player return to play?	Extra detail regarding how the injury occurred:
	<input type="checkbox"/> Yes <input type="checkbox"/> No	
	Was protective equipment worn on the injured body part?	
	<input type="checkbox"/> Yes <input type="checkbox"/> No	
FOLLOW UP ACTION <input type="checkbox"/> None <input type="checkbox"/> Medical practitioner / physiotherapist <input type="checkbox"/> Hospital		
<input type="checkbox"/> Ambulance <input type="checkbox"/> Other:		
Signature of person completing form:	Date: / /	
Note: Staff without medical training should refer all medical decisions to appropriately qualified persons. Do not attempt to 'diagnose' an injury. Users of this form are advised that medical information should be treated confidentially.		
** If the venue thought to have contributed to the cause of the accident / injury, please ensure you take a photo of the affected site and forward with the copy of this form.		
Please ensure you contact IGSA Sport staff ASAP if an ambulance is called or serious injury occurs.		

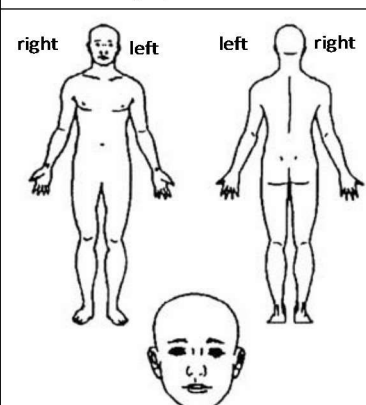
IGSA SPORT ACCIDENT / INJURY REPORT FORM

Injury details: This report reflects an accurate record of the injured person's reported symptoms of injury

NAME OF PERSON INJURED	VENUE		
School attended by injured player	Venue Convener: (Print Name & Sign)		
Players' DOB (Day/Month/Year) / /	DATE INJURY OCCURRED / /		
Sport Being Played	First Aid Provided By:		
Team No & Grade	(Print Name & Sign)		
Does the injured player currently play the same sport in another competition	<input type="checkbox"/> Yes <input type="checkbox"/> No	Time of First Aid:	
Please indicate during WHICH EVENT the injury occurred	<input type="checkbox"/> Saturday Sport <input type="checkbox"/> Sports Carnival	INITIAL TREATMENT	
<input type="checkbox"/> Rep Trials <input type="checkbox"/> Rep Matches / Comp	<input type="checkbox"/> Warm Up <input type="checkbox"/> Competition <input type="checkbox"/> Event <input type="checkbox"/> Other	<input type="checkbox"/> No treatment required	
NATURE OF INJURY	<input type="checkbox"/> New Injury	<input type="checkbox"/> CPR <input type="checkbox"/> RICER	
<input type="checkbox"/> Previous injury from other terms <input type="checkbox"/> Previously injured this term		<input type="checkbox"/> Crutches <input type="checkbox"/> Sling / splint	
<input type="checkbox"/> Other (please explain)		<input type="checkbox"/> Dressing <input type="checkbox"/> Strapping	
		<input type="checkbox"/> Massage <input type="checkbox"/> Stretching	
CONCUSSION	<input type="checkbox"/> Possible concussion - removed from play	<input type="checkbox"/> Notification form distributed	
SYMPTOMS OF INJURY			
<input type="checkbox"/> Blisters	<input type="checkbox"/> Inflammation / swelling	<input type="checkbox"/> Spinal injury	
<input type="checkbox"/> Bleeding nose	<input type="checkbox"/> Cramp	<input type="checkbox"/> Cardiac problem	
<input type="checkbox"/> Bruising / contusion	<input type="checkbox"/> Suspected bone fracture / break	<input type="checkbox"/> Electrical shock	
<input type="checkbox"/> Cut	<input type="checkbox"/> Dislocation	<input type="checkbox"/> Burn	
<input type="checkbox"/> Graze / abrasion	<input type="checkbox"/> Head injury	<input type="checkbox"/> Insect bite / sting	
<input type="checkbox"/> Sprain (Ligament)	<input type="checkbox"/> Loss of consciousness	<input type="checkbox"/> Poisoning	
<input type="checkbox"/> Strain (Muscle / Tendon)	<input type="checkbox"/> Respiratory problem	<input type="checkbox"/> Other:	
BODY PART INJURED (circle below)	HOW DID THE INJURY OCCUR		
Name of part	<input type="checkbox"/> Contact with a fixed object (e.g. wall, goal post)		
Location of injury	<input type="checkbox"/> Contact with another person	<input type="checkbox"/> Overbalance	
<div style="display: flex; justify-content: space-around;"> <div style="text-align: center;"> right  </div> <div style="text-align: center;"> left  </div> </div> <div style="text-align: center; margin-top: 10px;">  </div>	<input type="checkbox"/> Contact with a ball or equipment (e.g. bat / stick)	<input type="checkbox"/> Overstretch	
	<input type="checkbox"/> Fall	<input type="checkbox"/> Slip/trip	
	<input type="checkbox"/> Venue **Refer note below	<input type="checkbox"/> Running	
	<input type="checkbox"/> Other:	<input type="checkbox"/> Sidestep	
	<input type="checkbox"/> Other:	<input type="checkbox"/> Landing	
	Did player return to play? <input type="checkbox"/> Yes <input type="checkbox"/> No	Extra detail regarding how the injury occurred:	
	Was protective equipment worn on the injured body part? <input type="checkbox"/> Yes <input type="checkbox"/> No		
FOLLOW UP ACTION	<input type="checkbox"/> None	<input type="checkbox"/> Medical practitioner / physiotherapist <input type="checkbox"/> Hospital	
<input type="checkbox"/> Ambulance	<input type="checkbox"/> Other:		
Signature of person completing form:		Date: / /	
Note: Staff without medical training should refer all medical decisions to appropriately qualified persons. Do not attempt to 'diagnose' an injury. Users of this form are advised that medical information should be treated confidentially.			
** If the venue thought to have contributed to the cause of the accident / injury, please ensure you take a photo of the affected site and forward with the copy of this form.			
Please ensure you contact IGSA Sport staff ASAP if an ambulance is called or serious injury occurs.			

IGSA SPORT ACCIDENT / INJURY REPORT FORM

Injury details: This report reflects an accurate record of the injured person's reported symptoms of injury

NAME OF PERSON INJURED		VENUE	
School attended by injured player		Venue Convener: (Print Name & Sign)	
Players' DOB (Day/Month/Year) / /		DATE INJURY OCCURRED / /	
Sport Being Played		First Aid Provided By:	
Team No & Grade		(Print Name & Sign)	
Does the injured player currently play the same sport in another competition		<input type="checkbox"/> Yes <input type="checkbox"/> No	
Please indicate during WHICH EVENT the injury occurred		INITIAL TREATMENT	
<input type="checkbox"/> Saturday Sport		<input type="checkbox"/> No treatment required	
<input type="checkbox"/> Rep Trials <input type="checkbox"/> Rep Matches / Comp		<input type="checkbox"/> CPR <input type="checkbox"/> RICER	
<input type="checkbox"/> Sports Carnival		<input type="checkbox"/> Crutches <input type="checkbox"/> Sling / splint	
<input type="checkbox"/> Warm Up <input type="checkbox"/> Competition <input type="checkbox"/> Event <input type="checkbox"/> Other		<input type="checkbox"/> Dressing <input type="checkbox"/> Strapping	
NATURE OF INJURY		<input type="checkbox"/> Massage <input type="checkbox"/> Stretching	
<input type="checkbox"/> New Injury			
<input type="checkbox"/> Previous injury from other terms			
<input type="checkbox"/> Previously injured this term			
<input type="checkbox"/> Other (please explain)			
CONCUSSION		<input type="checkbox"/> Possible concussion - removed from play <input type="checkbox"/> Notification form distributed	
SYMPTOMS OF INJURY			
<input type="checkbox"/> Blisters <input type="checkbox"/> Inflammation / swelling <input type="checkbox"/> Spinal injury			
<input type="checkbox"/> Bleeding nose <input type="checkbox"/> Cramp <input type="checkbox"/> Cardiac problem			
<input type="checkbox"/> Bruising / contusion <input type="checkbox"/> Suspected bone fracture / break <input type="checkbox"/> Electrical shock			
<input type="checkbox"/> Cut <input type="checkbox"/> Dislocation <input type="checkbox"/> Burn			
<input type="checkbox"/> Graze / abrasion <input type="checkbox"/> Head injury <input type="checkbox"/> Insect bite / sting			
<input type="checkbox"/> Sprain (Ligament) <input type="checkbox"/> Loss of consciousness <input type="checkbox"/> Poisoning			
<input type="checkbox"/> Strain (Muscle / Tendon) <input type="checkbox"/> Respiratory problem <input type="checkbox"/> Other:			
BODY PART INJURED (circle below)		HOW DID THE INJURY OCCUR	
Name of part		<input type="checkbox"/> Contact with a fixed object (e.g. wall, goal post)	
Location of injury		<input type="checkbox"/> Contact with another person <input type="checkbox"/> Overbalance	
		<input type="checkbox"/> Contact with a ball or equipment (e.g. bat / stick) <input type="checkbox"/> Overstretch	
		<input type="checkbox"/> Fall <input type="checkbox"/> Slip/trip	
		<input type="checkbox"/> Venue **Refer note below <input type="checkbox"/> Running	
		<input type="checkbox"/> Other: <input type="checkbox"/> Sidestep	
Did player return to play?		Extra detail regarding how the injury occurred:	
<input type="checkbox"/> Yes <input type="checkbox"/> No			
Was protective equipment worn on the injured body part?			
<input type="checkbox"/> Yes <input type="checkbox"/> No			
FOLLOW UP ACTION <input type="checkbox"/> None <input type="checkbox"/> Medical practitioner / physiotherapist <input type="checkbox"/> Hospital			
<input type="checkbox"/> Ambulance <input type="checkbox"/> Other:			
Signature of person completing form:			Date: / /
Note: Staff without medical training should refer all medical decisions to appropriately qualified persons. Do not attempt to 'diagnose' an injury. Users of this form are advised that medical information should be treated confidentially.			
** If the venue thought to have contributed to the cause of the accident / injury, please ensure you take a photo of the affected site and forward with the copy of this form.			
Please ensure you contact IGSA Sport staff ASAP if an ambulance is called or serious injury occurs.			

IGSA Sport Possible Concussion or Head Injury Notification Form

Student name.....School.....

Date of injury.....Sport.....Venue.....

The student mentioned above may have received a head injury / concussion. IGSA Sport would like to make you aware of the signs and symptoms that may arise, which may require an evaluation and/or treatment. The injured student **MUST** be taken to hospital or to a Doctor **IMMEDIATELY** if the following occurs:

Vomiting	Develops a headache
Becomes dizzy, drowsy or nauseous	Memory difficulties
Appears vague, disoriented or confused	Develops 'pins and needles'
Stands or walks with a stagger or lurch	Slurs their speech
Cannot follow simple instructions	Becomes aggressive
Has a fit or convulsion/seizure	Displays any unusual behaviour
Cannot recall simple information	Delicate to light or noise
Slow reactions	Cannot be roused from sleep

OR: If none of the above symptoms are displayed, but you are still concerned, the child should rest and be observed for 24-48 hours.

IMPORTANT NOTICE: the student **SHOULD NOT** resume school, work, exercise, sports training or competition until authorised and cleared by a Doctor. (Please check your school's concussion guidelines / policy)

An injury report will be completed by either the venue convener, team coach or parent. This report will be sent to your school sport coordinator and Head of Sport. Please keep your school up-to-date with any diagnosis or result.

Convener Name..... Signature.....

IGSA Sport Possible Concussion or Head Injury Notification Form

Student name.....School.....

Date of injury.....Sport.....Venue.....

The student mentioned above may have received a head injury / concussion. IGSA Sport would like to make you aware of the signs and symptoms that may arise, which may require an evaluation and/or treatment. The injured student **MUST** be taken to hospital or to a Doctor **IMMEDIATELY** if the following occurs:

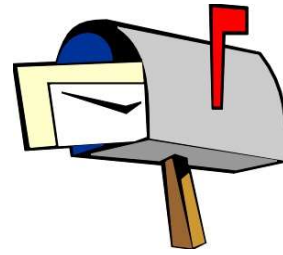
Vomiting	Develops a headache
Becomes dizzy, drowsy or nauseous	Memory difficulties
Appears vague, disoriented or confused	Develops 'pins and needles'
Stands or walks with a stagger or lurch	Slurs their speech
Cannot follow simple instructions	Becomes aggressive
Has a fit or convulsion/seizure	Displays any unusual behaviour
Cannot recall simple information	Sensitive to light or noise
Slow reactions	Cannot be roused from sleep

OR: If none of the above symptoms are displayed, but you are still concerned, the child should rest and be observed for 24-48 hours.

IMPORTANT NOTICE: the student **SHOULD NOT** resume school, work, exercise, sports training or competition until authorised and cleared by a Doctor. (Please check your school's concussion guidelines / policy)

An injury report will be completed by either the venue convener, team coach or parent. This report will be sent to your school sport coordinator and Head of Sport. Please keep your school up-to-date with any diagnosis or result.

Convener Name..... Signature.....



Round Summary Sheets, Venue Convener Declaration & Risk Assessment & Inspection Checklist

Please complete these sheets each round and return with the completed match sheets as soon as possible after the matches are finished.

Please email the summary sheet (photo is fine) on Saturday to

info@igsa.nsw.edu.au

and then post all originals by 8am, Monday to:

IGSA Sport Office
LG1, 56 Delhi Rd
NTH RYDE NSW 2113

NB: It is most important that these sheets are returned **as soon as possible**. They are not only important for the results, they also form part of our risk policy so it is important that you complete them in full and return them **immediately** after each round.

With over 5000 registrations needing to be checked each round, scores compiled and the following rounds' match sheets downloaded and emailed, your help in inputting the results and "attendance / availabilities" in to SPAWTZ is extremely valuable.

Please complete the round summary sheet with all details – **round, date, venue and full details of teams & scores**. Check you have the winning / losing teams and scores around the right way.

Please note any requests for more umpire cards or forms, or any suggestions for improvements can also be noted on these on the sheets.

IGSA Sport Netball Summary Sheet Round _____

Please EMAIL RESULTS ASAP & then post this in with the sign on sheets.

Venue: _____
 Mail to: LG1 56 Delhi Road Email info@igsa.nsw.edu.au
 North Ryde NSW 2113 Phone 9888 9477

Time	Grade	Team A	Score	Team B	Score
Court 1 (Please circle winning team)					
8.00am					
9.00am					
10.00am					
11.00am					
Court 2 (Please circle winning team)					
8.00am					
9.00am					
10.00am					
11.00am					
Court 3 (Please circle winning team)					
8.00am					
9.00am					
10.00am					
11.00am					
Court 4 (Please circle winning team)					
8.00am					
9.00am					
10.00am					
11.00am					

Comments: _____

Safety & Risk Assessment Inspection Checklist for IGSA Sport Sporting Venues

1. Name of person conducting inspection: _____

Mobile No: _____ Role - convener / referee / other (specify): _____

2. Date of Inspection: _____ 3. Time of Inspection: _____

4. Name of Sporting Venue: _____ 5. Sport being played: _____

6. Safety Audit Checklist: **Please place a tick, cross or N/A next to each item.**

Condition of Goals, Nets, Hoops etc

- All fixtures are secure and sturdy
- Are permanently fixed to ground or side of pool (e.g. netball, basketball, water polo)
- Are suitably padded e.g. netball
- Are free of any sharp obtrusions
- General condition is of a good standard
- Any nets are free of holes e.g. hockey

Condition of Playing Surface

- Is free of any potholes
- Is free of all trip and slip hazards
- Surface does not have dangerous cracks e.g. tennis /basketball courts
- Surface is not slippery
- There are no tree roots over playing surface
- There is no foreign matter on playing surface e.g. glass, sticks, rubbish
- Appropriate line markings are visible
- Surface is of a suitable standard and size for secondary students

Condition of Surrounding Fences

- All fences are secure and sturdy
- There is adequate fencing around the entire venue where appropriate
- There are no sharp or dangerous objects on or near fences
- Fences are in good condition

Toilet / Change Room Facilities, Public Pavilions and Surrounding Spectator Areas

- Facilities are suitably clean
- No dangerous items are stored in pavilions or change rooms
- All areas are free of any trip or slip hazards
- All facilities in good condition
- Any public seating is in good condition
- There are no sharp or dangerous objects
- There is no foreign matter on ground e.g. glass, sticks, rubbish

7. Please make any comments that you feel are relevant regarding the safety of your venue:

8. Describe any action taken to remove or barricade any hazardous areas: _____

9. Hazards that need urgent attention: _____

**** Please take photos and email to IGSA Sport should you identify any hazards.**

Venue Convener's Declaration

This sheet must be **completed, signed and returned to IGSA Sport each round** by the venue convener.

PLEASE NOTE THAT CONVENERS WILL NOT BE PAID unless they have actioned and signed the following statement **each round and the sheet is returned to IGSA Sport.**

I certify that I _____ (print name) have completed the following duties for today's round of matches:

- A **pre-match risk and safety audit of the venue** and playing conditions has been conducted by both myself and the referees / umpires (if applicable) at the venue and will be returned to the IGSA Sport office with the weekly results.
- Any identified hazards have been photographed and emailed to IGSA Sport.
- I have displayed the **IGSA Sport Risk Warning** sign in a position that is visible to all participants, and spectators and officials.
- I have confirmed that all officials have had a **WWC clearance** by IGSA Sport.
- Accident reports** have been completed and emailed to IGSA Sport office for all accidents that have occurred today.
- Incident reports** (e.g. breach of code of conduct) have been completed and returned to the IGSA Sport office for all accidents that have occurred today.
- I have signed all umpire / referees' cards (if applicable) at my venue and recorded a copy of the number of matches each umpire / referee has officiated on my convener's sheet.
- I have entered the results and attendance / availabilities in to SPAWTZ.
- The summary sheet for this round has been completed and emailed to the IGSA Sport office and all originals will be sent via post to the IGSA Sport office ASAP.

Venue: _____

Date: _____

Signature: _____

IGSA Sport Netball Summary Sheet Round _____

Please EMAIL RESULTS ASAP & then post this in with the sign on sheets.

Venue: _____
 Mail to: LG1 56 Delhi Road Email info@igsa.nsw.edu.au
 North Ryde NSW 2113 Phone 9888 9477

Time	Grade	Team A	Score	Team B	Score
Court 1 (Please circle winning team)					
8.00am					
9.00am					
10.00am					
11.00am					
Court 2 (Please circle winning team)					
8.00am					
9.00am					
10.00am					
11.00am					
Court 3 (Please circle winning team)					
8.00am					
9.00am					
10.00am					
11.00am					
Court 4 (Please circle winning team)					
8.00am					
9.00am					
10.00am					
11.00am					

Comments: _____

Safety & Risk Assessment Inspection Checklist for IGSA Sport Sporting Venues

1. Name of person conducting inspection: _____

Mobile No: _____ Role - convener / referee / other (specify): _____

2. Date of Inspection: _____ 3. Time of Inspection: _____

4. Name of Sporting Venue: _____ 5. Sport being played: _____

6. Safety Audit Checklist: **Please place a tick, cross or N/A next to each item.**

Condition of Goals, Nets, Hoops etc

- All fixtures are secure and sturdy
- Are permanently fixed to ground or side of pool (e.g. netball, basketball, water polo)
- Are suitably padded e.g. netball
- Are free of any sharp obtrusions
- General condition is of a good standard
- Any nets are free of holes e.g. hockey

Condition of Playing Surface

- Is free of any potholes
- Is free of all trip and slip hazards
- Surface does not have dangerous cracks e.g. tennis /basketball courts
- Surface is not slippery
- There are no tree roots over playing surface
- There is no foreign matter on playing surface e.g. glass, sticks, rubbish
- Appropriate line markings are visible
- Surface is of a suitable standard and size for secondary students

Condition of Surrounding Fences

- All fences are secure and sturdy
- There is adequate fencing around the entire venue where appropriate
- There are no sharp or dangerous objects on or near fences
- Fences are in good condition

Toilet / Change Room Facilities, Public Pavilions and Surrounding Spectator Areas

- Facilities are suitably clean
- No dangerous items are stored in pavilions or change rooms
- All areas are free of any trip or slip hazards
- All facilities in good condition
- Any public seating is in good condition
- There are no sharp or dangerous objects
- There is no foreign matter on ground e.g. glass, sticks, rubbish

7. Please make any comments that you feel are relevant regarding the safety of your venue:

8. Describe any action taken to remove or barricade any hazardous areas: _____

9. Hazards that need urgent attention: _____

**** Please take photos and email to IGSA Sport should you identify any hazards.**

Venue Convener's Declaration

This sheet must be **completed, signed and returned to IGSA Sport each round** by the venue convener.

PLEASE NOTE THAT CONVENERS WILL NOT BE PAID unless they have actioned and signed the following statement **each round and the sheet is returned to IGSA Sport.**

I certify that I _____ (print name) have completed the following duties for today's round of matches:

- A **pre-match risk and safety audit of the venue** and playing conditions has been conducted by both myself and the referees / umpires (if applicable) at the venue and will be returned to the IGSA Sport office with the weekly results.
- Any identified hazards have been photographed and emailed to IGSA Sport.
- I have displayed the **IGSA Sport Risk Warning** sign in a position that is visible to all participants, and spectators and officials.
- I have confirmed that all officials have had a **WWC clearance** by IGSA Sport.
- Accident reports** have been completed and emailed to IGSA Sport office for all accidents that have occurred today.
- Incident reports** (e.g. breach of code of conduct) have been completed and returned to the IGSA Sport office for all accidents that have occurred today.
- I have signed all umpire / referees' cards (if applicable) at my venue and recorded a copy of the number of matches each umpire / referee has officiated on my convener's sheet.
- I have entered the results and attendance / availabilities in to SPAWTZ.
- The summary sheet for this round has been completed and emailed to the IGSA Sport office and all originals will be sent via post to the IGSA Sport office ASAP.

Venue: _____

Date: _____

Signature: _____

IGSA Sport Netball Summary Sheet Round _____

Please EMAIL RESULTS ASAP & then post this in with the sign on sheets.

Venue: _____
 Mail to: LG1 56 Delhi Road Email info@igsa.nsw.edu.au
 North Ryde NSW 2113 Phone 9888 9477

Time	Grade	Team A	Score	Team B	Score
Court 1 (Please circle winning team)					
8.00am					
9.00am					
10.00am					
11.00am					
Court 2 (Please circle winning team)					
8.00am					
9.00am					
10.00am					
11.00am					
Court 3 (Please circle winning team)					
8.00am					
9.00am					
10.00am					
11.00am					
Court 4 (Please circle winning team)					
8.00am					
9.00am					
10.00am					
11.00am					

Comments: _____

Safety & Risk Assessment Inspection Checklist for IGSA Sport Sporting Venues

1. Name of person conducting inspection: _____

Mobile No: _____ Role - convener / referee / other (specify): _____

2. Date of Inspection: _____ 3. Time of Inspection: _____

4. Name of Sporting Venue: _____ 5. Sport being played: _____

6. Safety Audit Checklist: **Please place a tick, cross or N/A next to each item.**

Condition of Goals, Nets, Hoops etc

- All fixtures are secure and sturdy
- Are permanently fixed to ground or side of pool (e.g. netball, basketball, water polo)
- Are suitably padded e.g. netball
- Are free of any sharp obtrusions
- General condition is of a good standard
- Any nets are free of holes e.g. hockey

Condition of Playing Surface

- Is free of any potholes
- Is free of all trip and slip hazards
- Surface does not have dangerous cracks e.g. tennis /basketball courts
- Surface is not slippery
- There are no tree roots over playing surface
- There is no foreign matter on playing surface e.g. glass, sticks, rubbish
- Appropriate line markings are visible
- Surface is of a suitable standard and size for secondary students

Condition of Surrounding Fences

- All fences are secure and sturdy
- There is adequate fencing around the entire venue where appropriate
- There are no sharp or dangerous objects on or near fences
- Fences are in good condition

Toilet / Change Room Facilities, Public Pavilions and Surrounding Spectator Areas

- Facilities are suitably clean
- No dangerous items are stored in pavilions or change rooms
- All areas are free of any trip or slip hazards
- All facilities in good condition
- Any public seating is in good condition
- There are no sharp or dangerous objects
- There is no foreign matter on ground e.g. glass, sticks, rubbish

7. Please make any comments that you feel are relevant regarding the safety of your venue:

8. Describe any action taken to remove or barricade any hazardous areas: _____

9. Hazards that need urgent attention: _____

**** Please take photos and email to IGSA Sport should you identify any hazards.**

Venue Convener's Declaration

This sheet must be **completed, signed and returned to IGSA Sport each round** by the venue convener.

PLEASE NOTE THAT CONVENERS WILL NOT BE PAID unless they have actioned and signed the following statement **each round and the sheet is returned to IGSA Sport.**

I certify that I _____ (print name) have completed the following duties for today's round of matches:

- A **pre-match risk and safety audit of the venue** and playing conditions has been conducted by both myself and the referees / umpires (if applicable) at the venue and will be returned to the IGSA Sport office with the weekly results.
- Any identified hazards have been photographed and emailed to IGSA Sport.
- I have displayed the **IGSA Sport Risk Warning** sign in a position that is visible to all participants, and spectators and officials.
- I have confirmed that all officials have had a **WWC clearance** by IGSA Sport.
- Accident reports** have been completed and emailed to IGSA Sport office for all accidents that have occurred today.
- Incident reports** (e.g. breach of code of conduct) have been completed and returned to the IGSA Sport office for all accidents that have occurred today.
- I have signed all umpire / referees' cards (if applicable) at my venue and recorded a copy of the number of matches each umpire / referee has officiated on my convener's sheet.
- I have entered the results and attendance / availabilities in to SPAWTZ.
- The summary sheet for this round has been completed and emailed to the IGSA Sport office and all originals will be sent via post to the IGSA Sport office ASAP.

Venue: _____

Date: _____

Signature: _____

IGSA Sport Netball Summary Sheet Round _____

Please EMAIL RESULTS ASAP & then post this in with the sign on sheets.

Venue: _____
 Mail to: LG1 56 Delhi Road Email info@igsa.nsw.edu.au
 North Ryde NSW 2113 Phone 9888 9477

Time	Grade	Team A	Score	Team B	Score
Court 1 (Please circle winning team)					
8.00am					
9.00am					
10.00am					
11.00am					
Court 2 (Please circle winning team)					
8.00am					
9.00am					
10.00am					
11.00am					
Court 3 (Please circle winning team)					
8.00am					
9.00am					
10.00am					
11.00am					
Court 4 (Please circle winning team)					
8.00am					
9.00am					
10.00am					
11.00am					

Comments: _____

Safety & Risk Assessment Inspection Checklist for IGSA Sport Sporting Venues

1. Name of person conducting inspection: _____

Mobile No: _____ Role - convener / referee / other (specify): _____

2. Date of Inspection: _____ 3. Time of Inspection: _____

4. Name of Sporting Venue: _____ 5. Sport being played: _____

6. Safety Audit Checklist: **Please place a tick, cross or N/A next to each item.**

Condition of Goals, Nets, Hoops etc

- All fixtures are secure and sturdy
- Are permanently fixed to ground or side of pool (e.g. netball, basketball, water polo)
- Are suitably padded e.g. netball
- Are free of any sharp obtrusions
- General condition is of a good standard
- Any nets are free of holes e.g. hockey

Condition of Playing Surface

- Is free of any potholes
- Is free of all trip and slip hazards
- Surface does not have dangerous cracks e.g. tennis /basketball courts
- Surface is not slippery
- There are no tree roots over playing surface
- There is no foreign matter on playing surface e.g. glass, sticks, rubbish
- Appropriate line markings are visible
- Surface is of a suitable standard and size for secondary students

Condition of Surrounding Fences

- All fences are secure and sturdy
- There is adequate fencing around the entire venue where appropriate
- There are no sharp or dangerous objects on or near fences
- Fences are in good condition

Toilet / Change Room Facilities, Public Pavilions and Surrounding Spectator Areas

- Facilities are suitably clean
- No dangerous items are stored in pavilions or change rooms
- All areas are free of any trip or slip hazards
- All facilities in good condition
- Any public seating is in good condition
- There are no sharp or dangerous objects
- There is no foreign matter on ground e.g. glass, sticks, rubbish

7. Please make any comments that you feel are relevant regarding the safety of your venue:

8. Describe any action taken to remove or barricade any hazardous areas: _____

9. Hazards that need urgent attention: _____

**** Please take photos and email to IGSA Sport should you identify any hazards.**

Venue Convener's Declaration

This sheet must be **completed, signed and returned to IGSA Sport each round** by the venue convener.

PLEASE NOTE THAT CONVENERS WILL NOT BE PAID unless they have actioned and signed the following statement **each round and the sheet is returned to IGSA Sport.**

I certify that I _____ (print name) have completed the following duties for today's round of matches:

- A **pre-match risk and safety audit of the venue** and playing conditions has been conducted by both myself and the referees / umpires (if applicable) at the venue and will be returned to the IGSA Sport office with the weekly results.
- Any identified hazards have been photographed and emailed to IGSA Sport.
- I have displayed the **IGSA Sport Risk Warning** sign in a position that is visible to all participants, and spectators and officials.
- I have confirmed that all officials have had a **WWC clearance** by IGSA Sport.
- Accident reports** have been completed and emailed to IGSA Sport office for all accidents that have occurred today.
- Incident reports** (e.g. breach of code of conduct) have been completed and returned to the IGSA Sport office for all accidents that have occurred today.
- I have signed all umpire / referees' cards (if applicable) at my venue and recorded a copy of the number of matches each umpire / referee has officiated on my convener's sheet.
- I have entered the results and attendance / availabilities in to SPAWTZ.
- The summary sheet for this round has been completed and emailed to the IGSA Sport office and all originals will be sent via post to the IGSA Sport office ASAP.

Venue: _____

Date: _____

Signature: _____

IGSA Sport Netball Summary Sheet Round _____

Please EMAIL RESULTS ASAP & then post this in with the sign on sheets.

Venue: _____

Mail to: LG1 56 Delhi Road
North Ryde NSW 2113

Email info@igsa.nsw.edu.au
Phone 9888 9477

Time	Grade	Team A	Score	Team B	Score
Court 1 (Please circle winning team)					
8.00am					
9.00am					
10.00am					
11.00am					
Court 2 (Please circle winning team)					
8.00am					
9.00am					
10.00am					
11.00am					
Court 3 (Please circle winning team)					
8.00am					
9.00am					
10.00am					
11.00am					
Court 4 (Please circle winning team)					
8.00am					
9.00am					
10.00am					
11.00am					

Comments: _____

Safety & Risk Assessment Inspection Checklist for IGSA Sport Sporting Venues

1. Name of person conducting inspection: _____

Mobile No: _____ Role - convener / referee / other (specify): _____

2. Date of Inspection: _____ 3. Time of Inspection: _____

4. Name of Sporting Venue: _____ 5. Sport being played: _____

6. Safety Audit Checklist: **Please place a tick, cross or N/A next to each item.**

Condition of Goals, Nets, Hoops etc

- All fixtures are secure and sturdy
- Are permanently fixed to ground or side of pool (e.g. netball, basketball, water polo)
- Are suitably padded e.g. netball
- Are free of any sharp obtrusions
- General condition is of a good standard
- Any nets are free of holes e.g. hockey

Condition of Playing Surface

- Is free of any potholes
- Is free of all trip and slip hazards
- Surface does not have dangerous cracks e.g. tennis /basketball courts
- Surface is not slippery
- There are no tree roots over playing surface
- There is no foreign matter on playing surface e.g. glass, sticks, rubbish
- Appropriate line markings are visible
- Surface is of a suitable standard and size for secondary students

Condition of Surrounding Fences

- All fences are secure and sturdy
- There is adequate fencing around the entire venue where appropriate
- There are no sharp or dangerous objects on or near fences
- Fences are in good condition

Toilet / Change Room Facilities, Public Pavilions and Surrounding Spectator Areas

- Facilities are suitably clean
- No dangerous items are stored in pavilions or change rooms
- All areas are free of any trip or slip hazards
- All facilities in good condition
- Any public seating is in good condition
- There are no sharp or dangerous objects
- There is no foreign matter on ground e.g. glass, sticks, rubbish

7. Please make any comments that you feel are relevant regarding the safety of your venue:

8. Describe any action taken to remove or barricade any hazardous areas: _____

9. Hazards that need urgent attention: _____

**** Please take photos and email to IGSA Sport should you identify any hazards.**

Venue Convener's Declaration

This sheet must be **completed, signed and returned to IGSA Sport each round** by the venue convener.

PLEASE NOTE THAT CONVENERS WILL NOT BE PAID unless they have actioned and signed the following statement **each round and the sheet is returned to IGSA Sport.**

I certify that I _____ (print name) have completed the following duties for today's round of matches:

- A **pre-match risk and safety audit of the venue** and playing conditions has been conducted by both myself and the referees / umpires (if applicable) at the venue and will be returned to the IGSA Sport office with the weekly results.
- Any identified hazards have been photographed and emailed to IGSA Sport.
- I have displayed the **IGSA Sport Risk Warning** sign in a position that is visible to all participants, and spectators and officials.
- I have confirmed that all officials have had a **WWC clearance** by IGSA Sport.
- Accident reports** have been completed and emailed to IGSA Sport office for all accidents that have occurred today.
- Incident reports** (e.g. breach of code of conduct) have been completed and returned to the IGSA Sport office for all accidents that have occurred today.
- I have signed all umpire / referees' cards (if applicable) at my venue and recorded a copy of the number of matches each umpire / referee has officiated on my convener's sheet.
- I have entered the results and attendance / availabilities in to SPAWTZ.
- The summary sheet for this round has been completed and emailed to the IGSA Sport office and all originals will be sent via post to the IGSA Sport office ASAP.

Venue: _____

Date: _____

Signature: _____

IGSA Sport Netball Summary Sheet Round _____

Please EMAIL RESULTS ASAP & then post this in with the sign on sheets.

Venue: _____
 Mail to: LG1 56 Delhi Road Email info@igsa.nsw.edu.au
 North Ryde NSW 2113 Phone 9888 9477

Time	Grade	Team A	Score	Team B	Score
Court 1 (Please circle winning team)					
8.00am					
9.00am					
10.00am					
11.00am					
Court 2 (Please circle winning team)					
8.00am					
9.00am					
10.00am					
11.00am					
Court 3 (Please circle winning team)					
8.00am					
9.00am					
10.00am					
11.00am					
Court 4 (Please circle winning team)					
8.00am					
9.00am					
10.00am					
11.00am					

Comments: _____

Safety & Risk Assessment Inspection Checklist for IGSA Sport Sporting Venues

1. Name of person conducting inspection: _____

Mobile No: _____ Role - convener / referee / other (specify): _____

2. Date of Inspection: _____ 3. Time of Inspection: _____

4. Name of Sporting Venue: _____ 5. Sport being played: _____

6. Safety Audit Checklist: **Please place a tick, cross or N/A next to each item.**

Condition of Goals, Nets, Hoops etc

- All fixtures are secure and sturdy
- Are permanently fixed to ground or side of pool (e.g. netball, basketball, water polo)
- Are suitably padded e.g. netball
- Are free of any sharp obtrusions
- General condition is of a good standard
- Any nets are free of holes e.g. hockey

Condition of Playing Surface

- Is free of any potholes
- Is free of all trip and slip hazards
- Surface does not have dangerous cracks e.g. tennis /basketball courts
- Surface is not slippery
- There are no tree roots over playing surface
- There is no foreign matter on playing surface e.g. glass, sticks, rubbish
- Appropriate line markings are visible
- Surface is of a suitable standard and size for secondary students

Condition of Surrounding Fences

- All fences are secure and sturdy
- There is adequate fencing around the entire venue where appropriate
- There are no sharp or dangerous objects on or near fences
- Fences are in good condition

Toilet / Change Room Facilities, Public Pavilions and Surrounding Spectator Areas

- Facilities are suitably clean
- No dangerous items are stored in pavilions or change rooms
- All areas are free of any trip or slip hazards
- All facilities in good condition
- Any public seating is in good condition
- There are no sharp or dangerous objects
- There is no foreign matter on ground e.g. glass, sticks, rubbish

7. Please make any comments that you feel are relevant regarding the safety of your venue:

8. Describe any action taken to remove or barricade any hazardous areas: _____

9. Hazards that need urgent attention: _____

**** Please take photos and email to IGSA Sport should you identify any hazards.**

Venue Convener's Declaration

This sheet must be **completed, signed and returned to IGSA Sport each round** by the venue convener.

PLEASE NOTE THAT CONVENERS WILL NOT BE PAID unless they have actioned and signed the following statement **each round and the sheet is returned to IGSA Sport.**

I certify that I _____ (print name) have completed the following duties for today's round of matches:

- A **pre-match risk and safety audit of the venue** and playing conditions has been conducted by both myself and the referees / umpires (if applicable) at the venue and will be returned to the IGSA Sport office with the weekly results.
- Any identified hazards have been photographed and emailed to IGSA Sport.
- I have displayed the **IGSA Sport Risk Warning** sign in a position that is visible to all participants, and spectators and officials.
- I have confirmed that all officials have had a **WWC clearance** by IGSA Sport.
- Accident reports** have been completed and emailed to IGSA Sport office for all accidents that have occurred today.
- Incident reports** (e.g. breach of code of conduct) have been completed and returned to the IGSA Sport office for all accidents that have occurred today.
- I have signed all umpire / referees' cards (if applicable) at my venue and recorded a copy of the number of matches each umpire / referee has officiated on my convener's sheet.
- I have entered the results and attendance / availabilities in to SPAWTZ.
- The summary sheet for this round has been completed and emailed to the IGSA Sport office and all originals will be sent via post to the IGSA Sport office ASAP.

Venue: _____

Date: _____

Signature: _____

IGSA Sport Netball Summary Sheet Round _____

Please EMAIL RESULTS ASAP & then post this in with the sign on sheets.

Venue: _____

Mail to: LG1 56 Delhi Road
North Ryde NSW 2113

Email info@igsa.nsw.edu.au
Phone 9888 9477

Time	Grade	Team A	Score	Team B	Score
Court 1 (Please circle winning team)					
8.00am					
9.00am					
10.00am					
11.00am					
Court 2 (Please circle winning team)					
8.00am					
9.00am					
10.00am					
11.00am					
Court 3 (Please circle winning team)					
8.00am					
9.00am					
10.00am					
11.00am					
Court 4 (Please circle winning team)					
8.00am					
9.00am					
10.00am					
11.00am					

Comments: _____

Safety & Risk Assessment Inspection Checklist for IGSA Sport Sporting Venues

1. Name of person conducting inspection: _____

Mobile No: _____ Role - convener / referee / other (specify): _____

2. Date of Inspection: _____ 3. Time of Inspection: _____

4. Name of Sporting Venue: _____ 5. Sport being played: _____

6. Safety Audit Checklist: **Please place a tick, cross or N/A next to each item.**

Condition of Goals, Nets, Hoops etc

- All fixtures are secure and sturdy
- Are permanently fixed to ground or side of pool (e.g. netball, basketball, water polo)
- Are suitably padded e.g. netball
- Are free of any sharp obtrusions
- General condition is of a good standard
- Any nets are free of holes e.g. hockey

Condition of Playing Surface

- Is free of any potholes
- Is free of all trip and slip hazards
- Surface does not have dangerous cracks e.g. tennis /basketball courts
- Surface is not slippery
- There are no tree roots over playing surface
- There is no foreign matter on playing surface e.g. glass, sticks, rubbish
- Appropriate line markings are visible
- Surface is of a suitable standard and size for secondary students

Condition of Surrounding Fences

- All fences are secure and sturdy
- There is adequate fencing around the entire venue where appropriate
- There are no sharp or dangerous objects on or near fences
- Fences are in good condition

Toilet / Change Room Facilities, Public Pavilions and Surrounding Spectator Areas

- Facilities are suitably clean
- No dangerous items are stored in pavilions or change rooms
- All areas are free of any trip or slip hazards
- All facilities in good condition
- Any public seating is in good condition
- There are no sharp or dangerous objects
- There is no foreign matter on ground e.g. glass, sticks, rubbish

7. Please make any comments that you feel are relevant regarding the safety of your venue:

8. Describe any action taken to remove or barricade any hazardous areas: _____

9. Hazards that need urgent attention: _____

**** Please take photos and email to IGSA Sport should you identify any hazards.**

Venue Convener's Declaration

This sheet must be **completed, signed and returned to IGSA Sport each round** by the venue convener.

PLEASE NOTE THAT CONVENER'S WILL NOT BE PAID unless they have actioned and signed the following statement **each round and the sheet is returned to IGSA Sport.**

I certify that I _____ (print name) have completed the following duties for today's round of matches:

- A **pre-match risk and safety audit of the venue** and playing conditions has been conducted by both myself and the referees / umpires (if applicable) at the venue and will be returned to the IGSA Sport office with the weekly results.
- Any identified hazards have been photographed and emailed to IGSA Sport.
- I have displayed the **IGSA Sport Risk Warning** sign in a position that is visible to all participants, and spectators and officials.
- I have confirmed that all officials have had a **WWC clearance** by IGSA Sport.
- Accident reports** have been completed and emailed to IGSA Sport office for all accidents that have occurred today.
- Incident reports** (e.g. breach of code of conduct) have been completed and returned to the IGSA Sport office for all accidents that have occurred today.
- I have signed all umpire / referees' cards (if applicable) at my venue and recorded a copy of the number of matches each umpire / referee has officiated on my convener's sheet.
- I have entered the results and attendance / availabilities in to SPAWTZ.
- The summary sheet for this round has been completed and emailed to the IGSA Sport office and all originals will be sent via post to the IGSA Sport office ASAP.

Venue: _____

Date: _____

Signature: _____

IGSA Sport Netball Summary Sheet Round _____

Please EMAIL RESULTS ASAP & then post this in with the sign on sheets.

Venue: _____

Mail to: LG1 56 Delhi Road
North Ryde NSW 2113

Email info@igsa.nsw.edu.au
Phone 9888 9477

Time	Grade	Team A	Score	Team B	Score
Court 1 (Please circle winning team)					
8.00am					
9.00am					
10.00am					
11.00am					
Court 2 (Please circle winning team)					
8.00am					
9.00am					
10.00am					
11.00am					
Court 3 (Please circle winning team)					
8.00am					
9.00am					
10.00am					
11.00am					
Court 4 (Please circle winning team)					
8.00am					
9.00am					
10.00am					
11.00am					

Comments: _____

Safety & Risk Assessment Inspection Checklist for IGSA Sport Sporting Venues

1. Name of person conducting inspection: _____

Mobile No: _____ Role - convener / referee / other (specify): _____

2. Date of Inspection: _____ 3. Time of Inspection: _____

4. Name of Sporting Venue: _____ 5. Sport being played: _____

6. Safety Audit Checklist: **Please place a tick, cross or N/A next to each item.**

Condition of Goals, Nets, Hoops etc

- All fixtures are secure and sturdy
- Are permanently fixed to ground or side of pool (e.g. netball, basketball, water polo)
- Are suitably padded e.g. netball
- Are free of any sharp obtrusions
- General condition is of a good standard
- Any nets are free of holes e.g. hockey

Condition of Playing Surface

- Is free of any potholes
- Is free of all trip and slip hazards
- Surface does not have dangerous cracks e.g. tennis /basketball courts
- Surface is not slippery
- There are no tree roots over playing surface
- There is no foreign matter on playing surface e.g. glass, sticks, rubbish
- Appropriate line markings are visible
- Surface is of a suitable standard and size for secondary students

Condition of Surrounding Fences

- All fences are secure and sturdy
- There is adequate fencing around the entire venue where appropriate
- There are no sharp or dangerous objects on or near fences
- Fences are in good condition

Toilet / Change Room Facilities, Public Pavilions and Surrounding Spectator Areas

- Facilities are suitably clean
- No dangerous items are stored in pavilions or change rooms
- All areas are free of any trip or slip hazards
- All facilities in good condition
- Any public seating is in good condition
- There are no sharp or dangerous objects
- There is no foreign matter on ground e.g. glass, sticks, rubbish

7. Please make any comments that you feel are relevant regarding the safety of your venue:

8. Describe any action taken to remove or barricade any hazardous areas: _____

9. Hazards that need urgent attention: _____

**** Please take photos and email to IGSA Sport should you identify any hazards.**

Venue Convener's Declaration

This sheet must be **completed, signed and returned to IGSA Sport each round** by the venue convener.

PLEASE NOTE THAT CONVENERS WILL NOT BE PAID unless they have actioned and signed the following statement **each round and the sheet is returned to IGSA Sport.**

I certify that I _____ (print name) have completed the following duties for today's round of matches:

- A **pre-match risk and safety audit of the venue** and playing conditions has been conducted by both myself and the referees / umpires (if applicable) at the venue and will be returned to the IGSA Sport office with the weekly results.
- Any identified hazards have been photographed and emailed to IGSA Sport.
- I have displayed the **IGSA Sport Risk Warning** sign in a position that is visible to all participants, and spectators and officials.
- I have confirmed that all officials have had a **WWC clearance** by IGSA Sport.
- Accident reports** have been completed and emailed to IGSA Sport office for all accidents that have occurred today.
- Incident reports** (e.g. breach of code of conduct) have been completed and returned to the IGSA Sport office for all accidents that have occurred today.
- I have signed all umpire / referees' cards (if applicable) at my venue and recorded a copy of the number of matches each umpire / referee has officiated on my convener's sheet.
- I have entered the results and attendance / availabilities in to SPAWTZ.
- The summary sheet for this round has been completed and emailed to the IGSA Sport office and all originals will be sent via post to the IGSA Sport office ASAP.

Venue: _____

Date: _____

Signature: _____

IGSA Sport Netball Summary Sheet Round _____

Please EMAIL RESULTS ASAP & then post this in with the sign on sheets.

Venue: _____

Mail to: LG1 56 Delhi Road
North Ryde NSW 2113

Email info@igsa.nsw.edu.au
Phone 9888 9477

Time	Grade	Team A	Score	Team B	Score
Court 1 (Please circle winning team)					
8.00am					
9.00am					
10.00am					
11.00am					
Court 2 (Please circle winning team)					
8.00am					
9.00am					
10.00am					
11.00am					
Court 3 (Please circle winning team)					
8.00am					
9.00am					
10.00am					
11.00am					
Court 4 (Please circle winning team)					
8.00am					
9.00am					
10.00am					
11.00am					

Comments: _____

Safety & Risk Assessment Inspection Checklist for IGSA Sport Sporting Venues

1. Name of person conducting inspection: _____

Mobile No: _____ Role - convener / referee / other (specify): _____

2. Date of Inspection: _____ 3. Time of Inspection: _____

4. Name of Sporting Venue: _____ 5. Sport being played: _____

6. Safety Audit Checklist: **Please place a tick, cross or N/A next to each item.**

Condition of Goals, Nets, Hoops etc

- All fixtures are secure and sturdy
- Are permanently fixed to ground or side of pool (e.g. netball, basketball, water polo)
- Are suitably padded e.g. netball
- Are free of any sharp obtrusions
- General condition is of a good standard
- Any nets are free of holes e.g. hockey

Condition of Playing Surface

- Is free of any potholes
- Is free of all trip and slip hazards
- Surface does not have dangerous cracks e.g. tennis /basketball courts
- Surface is not slippery
- There are no tree roots over playing surface
- There is no foreign matter on playing surface e.g. glass, sticks, rubbish
- Appropriate line markings are visible
- Surface is of a suitable standard and size for secondary students

Condition of Surrounding Fences

- All fences are secure and sturdy
- There is adequate fencing around the entire venue where appropriate
- There are no sharp or dangerous objects on or near fences
- Fences are in good condition

Toilet / Change Room Facilities, Public Pavilions and Surrounding Spectator Areas

- Facilities are suitably clean
- No dangerous items are stored in pavilions or change rooms
- All areas are free of any trip or slip hazards
- All facilities in good condition
- Any public seating is in good condition
- There are no sharp or dangerous objects
- There is no foreign matter on ground e.g. glass, sticks, rubbish

7. Please make any comments that you feel are relevant regarding the safety of your venue:

8. Describe any action taken to remove or barricade any hazardous areas: _____

9. Hazards that need urgent attention: _____

**** Please take photos and email to IGSA Sport should you identify any hazards.**

Venue Convener's Declaration

This sheet must be **completed, signed and returned to IGSA Sport each round** by the venue convener.

PLEASE NOTE THAT CONVENERS WILL NOT BE PAID unless they have actioned and signed the following statement **each round and the sheet is returned to IGSA Sport.**

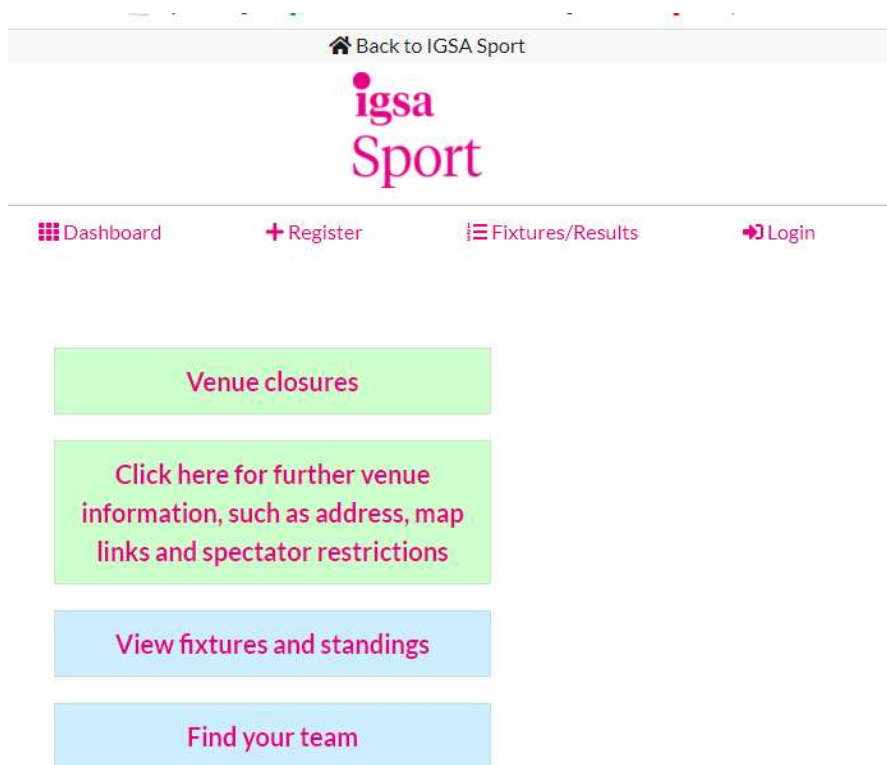
I certify that I _____ (print name) have completed the following duties for today's round of matches:

- A **pre-match risk and safety audit of the venue** and playing conditions has been conducted by both myself and the referees / umpires (if applicable) at the venue and will be returned to the IGSA Sport office with the weekly results.
- Any identified hazards have been photographed and emailed to IGSA Sport.
- I have displayed the **IGSA Sport Risk Warning** sign in a position that is visible to all participants, and spectators and officials.
- I have confirmed that all officials have had a **WWC clearance** by IGSA Sport.
- Accident reports** have been completed and emailed to IGSA Sport office for all accidents that have occurred today.
- Incident reports** (e.g. breach of code of conduct) have been completed and returned to the IGSA Sport office for all accidents that have occurred today.
- I have signed all umpire / referees' cards (if applicable) at my venue and recorded a copy of the number of matches each umpire / referee has officiated on my convener's sheet.
- I have entered the results and attendance / availabilities in to SPAWTZ.
- The summary sheet for this round has been completed and emailed to the IGSA Sport office and all originals will be sent via post to the IGSA Sport office ASAP.

Venue: _____

Date: _____

Signature: _____



Entering results and attendance in Spawtz

IGSA Sport has a competition management system that allows venue conveners to enter the results and attendance directly in to Spawtz.

This is an easy way for schools to be able to see the results over the weekend.

You should still forward a copy of the summary sheet via email as normal and pop all originals in the post.

Venue Convener

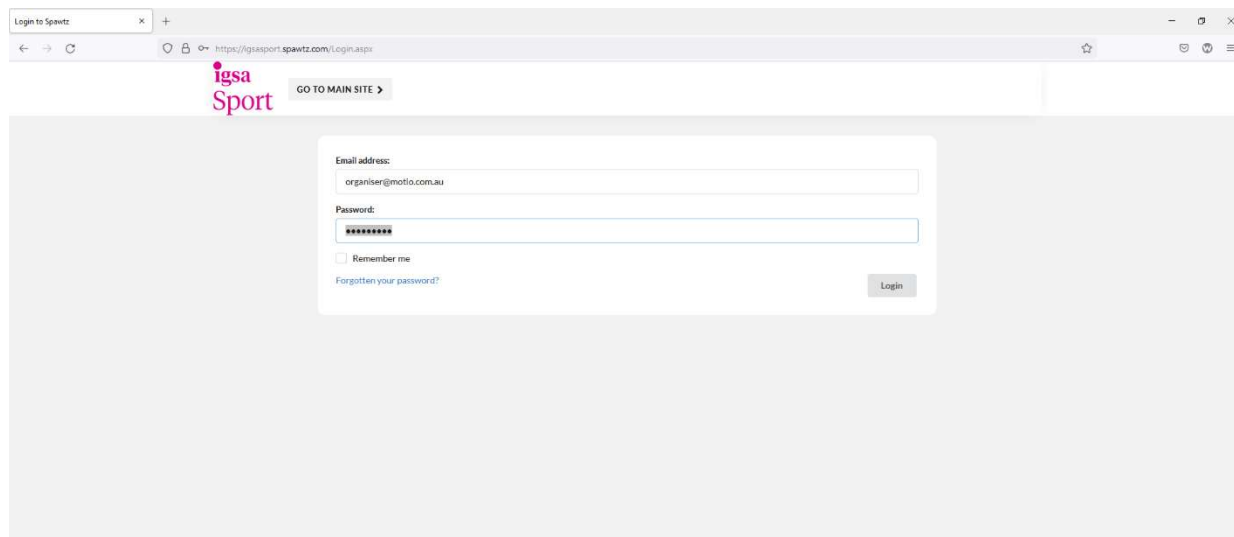
Venue conveners have access to:

- Mark Attendance
- Add Scores

Logging into Spawtz

Go to <https://igsasport.spawtz.com/Login.aspx>

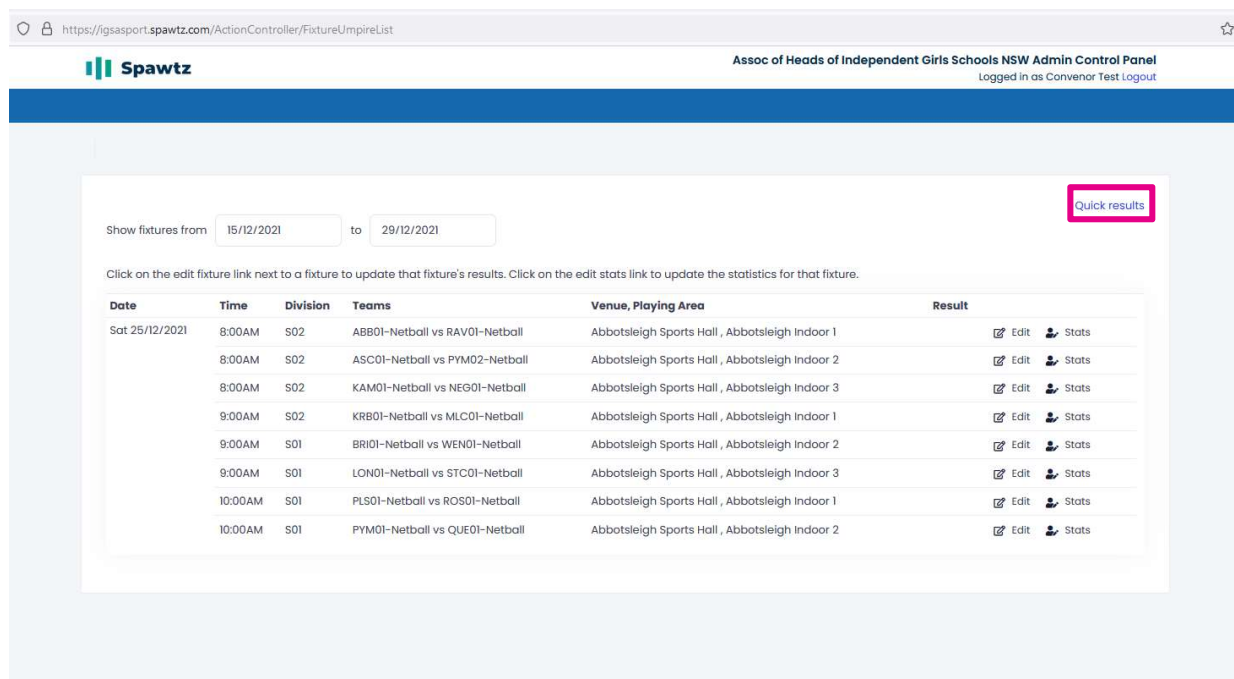
Login with the username and password provided by IGSA



How to add scores to Fixtures

1. When you login this is the page you should see the below screen, if you don't here is the link <https://igsasport.spawtz.com/ActionController/FixtureUmpireList>

Simply click on the 'Quick Results' link in the top right corner of the fixtures list.



2. This will open the quick results entry for all previously played fixtures at your venue/s.

IGSA Sport Basketball ID: 6

IGSA Sport Basketball Required Results

Date	Time	Team 1	Result	Team 2
06/12/2021	4:30PM	ABB01-Basketball	<input type="text"/> - <input type="text"/>	FRE06-Basketball
06/12/2021	5:30PM	ABB02-Basketball	<input type="text"/> - <input type="text"/>	FRE01-Basketball

Update Results Close

3. Enter the results per team for each fixture in the results fields and click 'Update Results'

IGSA Sport Basketball ID: 6

IGSA Sport Basketball Required Results

Date	Time	Team 1	Result	Team 2
06/12/2021	4:30PM	ABB01-Basketball	<input type="text" value="0"/> - <input type="text" value="0"/>	FRE06-Basketball
06/12/2021	5:30PM	ABB02-Basketball	<input type="text" value="0"/> - <input type="text" value="0"/>	FRE01-Basketball

Update Results Close

4. You can also update fixtures on an individual fixture basis by opening each fixture by clicking 'Edit' at the right of the fixture you want to update.

Show fixtures from 15/12/2021 to 29/12/2021 Quick results

Click on the edit fixture link next to a fixture to update that fixture's results. Click on the edit stats link to update the statistics for that fixture.

Date	Time	Division	Teams	Venue, Playing Area	Result
Sat 25/12/2021	8:00AM	S02	ABB01-Netball vs RAV01-Netball	Abbotsleigh Sports Hall, Abbotsleigh Indoor 1	Edit Stats
	8:00AM	S02	ASC01-Netball vs PYM02-Netball	Abbotsleigh Sports Hall, Abbotsleigh Indoor 2	Edit Stats
	8:00AM	S02	KAM01-Netball vs NEG01-Netball	Abbotsleigh Sports Hall, Abbotsleigh Indoor 3	Edit Stats
	9:00AM	S02	KRB01-Netball vs MLC01-Netball	Abbotsleigh Sports Hall, Abbotsleigh Indoor 1	Edit Stats
	9:00AM	S01	BRI01-Netball vs WEN01-Netball	Abbotsleigh Sports Hall, Abbotsleigh Indoor 2	Edit Stats
	9:00AM	S01	LON01-Netball vs STC01-Netball	Abbotsleigh Sports Hall, Abbotsleigh Indoor 3	Edit Stats
	10:00AM	S01	PLS01-Netball vs ROS01-Netball	Abbotsleigh Sports Hall, Abbotsleigh Indoor 1	Edit Stats
	10:00AM	S01	PYM01-Netball vs QUE01-Netball	Abbotsleigh Sports Hall, Abbotsleigh Indoor 2	Edit Stats

5. Scroll down to the Fixture details on the Details page.

The screenshot shows the Spawtz Admin Control Panel for the 'Assoc of Heads of Independent Girls Schools NSW'. The page title is 'ABB01-Netball vs RAV01-Netball'. On the left, there is a navigation menu with 'Details' (selected), 'History', and 'Availabilities'. The main content area is divided into two sections: 'Fixture Schedule' and 'Fixture Details'. The 'Fixture Schedule' section includes dropdowns for 'Venue' (Please select a venue), 'Playing Area' (Abbotsleigh Indoor 1), 'Date/Time' (25/12/2021, 08:00 am), and 'Duration' (60 minutes). The 'Fixture Details' section, highlighted with a red box, includes 'Created Date' (Tuesday 21 December 2021 at 09:22), 'League' (IGSA Sport Netball), 'Season' (Test Season), 'Division' (S02), 'Name' (Round 1), 'Fixture Type' (Standard), 'Home Team' (ABB01-Netball), and 'Away Team' (RAV01-Netball). There are also input fields for 'Home Team score' and 'Away Team score' with '(Forfeit:)' options.

6. Enter the Home and Away team scores then click Save at the bottom.

This screenshot shows the 'Fixture Details' section of the Spawtz Admin Control Panel. The 'Home Team score' field is now populated with the number '5' and the 'Away Team score' field is populated with the number '2'. Both the score input fields and the 'Save' button at the bottom right are highlighted with red boxes. Below the score fields, there are two checkboxes: 'Results from this fixture should not count towards standings' and 'This is a cross league fixture', both of which are currently unchecked. The 'Clash Details' section below shows two entries: 'Umpire Convenor Test is umpiring another fixture at the same time.'

7. To get back to enter more fixtures click 'Close' at the bottom of the page.

How to mark attendance

1. When you login, you should see the below screen; if you don't here is the link <https://igsasport.spawtz.com/ActionController/FixtureUmpireList>

https://igsasport.spawtz.com/ActionController/FixtureUmpireList

Spawtz Assoc of Heads of Independent Girls Schools NSW Admin Control Panel
Logged in as Convenor Test Logout

Show fixtures from 15/12/2021 to 29/12/2021 Quick results

Click on the edit fixture link next to a fixture to update that fixture's results. Click on the edit stats link to update the statistics for that fixture.

Date	Time	Division	Teams	Venue, Playing Area	Result
Sat 25/12/2021	8:00AM	S02	ABB01-Netball vs RAV01-Netball	Abbotsleigh Sports Hall , Abbotsleigh Indoor 1	Edit Stats
	8:00AM	S02	ASC01-Netball vs PYM02-Netball	Abbotsleigh Sports Hall , Abbotsleigh Indoor 2	Edit Stats
	8:00AM	S02	KAM01-Netball vs NEG01-Netball	Abbotsleigh Sports Hall , Abbotsleigh Indoor 3	Edit Stats
	9:00AM	S02	KRB01-Netball vs MLC01-Netball	Abbotsleigh Sports Hall , Abbotsleigh Indoor 1	Edit Stats
	9:00AM	S01	BRI01-Netball vs WEN01-Netball	Abbotsleigh Sports Hall , Abbotsleigh Indoor 2	Edit Stats
	9:00AM	S01	LON01-Netball vs STC01-Netball	Abbotsleigh Sports Hall , Abbotsleigh Indoor 3	Edit Stats
	10:00AM	S01	PLS01-Netball vs ROS01-Netball	Abbotsleigh Sports Hall , Abbotsleigh Indoor 1	Edit Stats
	10:00AM	S01	PYM01-Netball vs QUE01-Netball	Abbotsleigh Sports Hall , Abbotsleigh Indoor 2	Edit Stats

2. You can adjust the dates as required in the Show Fixture from boxes at the top of the screen, then click 'Edit' at the right of the fixture you want to update.

https://igsasport.spawtz.com/ActionController/FixtureUmpireList

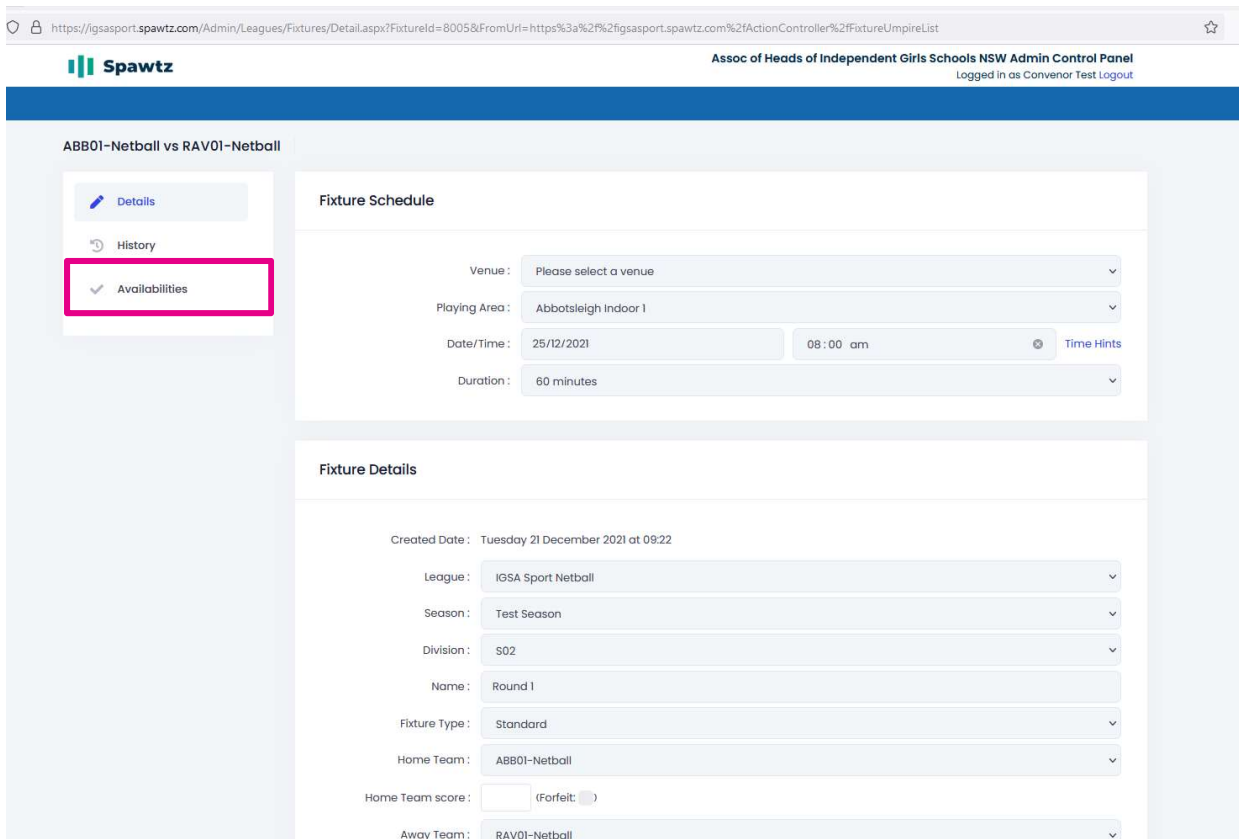
Spawtz Assoc of Heads of Independent Girls Schools NSW Admin Control Panel
Logged in as Convenor Test Logout

Show fixtures from 15/12/2021 to 29/12/2021 Quick results

Click on the edit fixture link next to a fixture to update that fixture's results. Click on the edit stats link to update the statistics for that fixture.

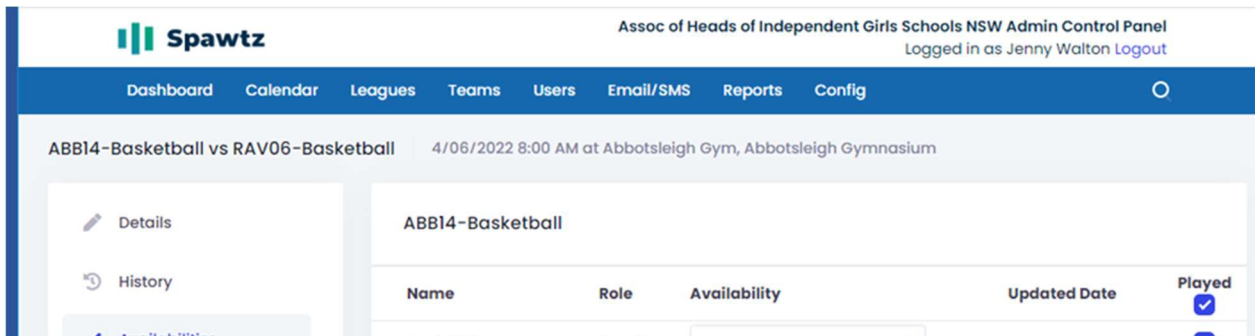
Date	Time	Division	Teams	Venue, Playing Area	Result
Sat 25/12/2021	8:00AM	S02	ABB01-Netball vs RAV01-Netball	Abbotsleigh Sports Hall , Abbotsleigh Indoor 1	Edit Stats
	8:00AM	S02	ASC01-Netball vs PYM02-Netball	Abbotsleigh Sports Hall , Abbotsleigh Indoor 2	Edit Stats
	8:00AM	S02	KAM01-Netball vs NEG01-Netball	Abbotsleigh Sports Hall , Abbotsleigh Indoor 3	Edit Stats
	9:00AM	S02	KRB01-Netball vs MLC01-Netball	Abbotsleigh Sports Hall , Abbotsleigh Indoor 1	Edit Stats
	9:00AM	S01	BRI01-Netball vs WEN01-Netball	Abbotsleigh Sports Hall , Abbotsleigh Indoor 2	Edit Stats
	9:00AM	S01	LON01-Netball vs STC01-Netball	Abbotsleigh Sports Hall , Abbotsleigh Indoor 3	Edit Stats
	10:00AM	S01	PLS01-Netball vs ROS01-Netball	Abbotsleigh Sports Hall , Abbotsleigh Indoor 1	Edit Stats
	10:00AM	S01	PYM01-Netball vs QUE01-Netball	Abbotsleigh Sports Hall , Abbotsleigh Indoor 2	Edit Stats

3. Click on 'Availabilities' on the left of the page.



4. Using the tick boxes on the right of the players names, you can mark who played.

If all the team (or most) are in attendance, use the new feature and select the “played” button in the header for each team. You can then deselect any not in attendance.



OR you can go through the team and select each individual player.

https://igsasport.spawtz.com/ActionController/FixtureAvailabilities/8005 Logged in as Convenor Test Logout

ABB01-Netball vs RAV01-Netball (Round 1) 25/12/2021 8:00 AM at Abbotsleigh Indoor 1, Abbotsleigh Sports Hall

- Details
- History
- Availabilities

ABB01-Netball

Name	Role	Availability	Updated Date	Played
Student 10	Regular	Unknown		<input type="checkbox"/>
Student 104	Regular	Unknown		<input type="checkbox"/>
Student 109	Regular	Unknown		<input type="checkbox"/>
Student 118	Regular	Unknown		<input type="checkbox"/>
Student 150	Regular	Unknown		<input type="checkbox"/>
Student 254	Regular	Unknown		<input type="checkbox"/>
Sports Coordinator	Organiser	Unknown		<input type="checkbox"/>
Sports Organiser	Organiser	Unknown		<input type="checkbox"/>

RAV01-Netball

Name	Role	Availability	Updated Date	Played
------	------	--------------	--------------	--------

5. Once all players are marked for attendance scroll to the bottom of the page and click Save.

https://igsasport.spawtz.com/ActionController/FixtureAvailabilities/8005

- Details
- History
- Availabilities

ABB01-Netball

Name	Role	Availability	Updated Date	Played
Student 10	Regular	Unknown		<input checked="" type="checkbox"/>
Student 104	Regular	Unknown		<input checked="" type="checkbox"/>
Student 109	Regular	Unknown		<input checked="" type="checkbox"/>
Student 118	Regular	Unknown		<input checked="" type="checkbox"/>
Student 150	Regular	Unknown		<input checked="" type="checkbox"/>
Student 254	Regular	Unknown		<input checked="" type="checkbox"/>
Sports Coordinator	Organiser	Unknown		<input type="checkbox"/>
Sports Organiser	Organiser	Unknown		<input type="checkbox"/>

RAV01-Netball

Name	Role	Availability	Updated Date	Played
------	------	--------------	--------------	--------

Save Close



Spare Match (Sign On) Sheets

Each round, IGSA Sport will email the match sheets with all relevant details for the upcoming matches at your venue.

Enclosed are spare match sheets for the season.

You are responsible for filling out ALL match details correctly including; team names, grade, venue and results on the spare sheets provided.

The players must then print their name and sign beside it – the same way each round.

Also ensure that all names written on the sign on sheets are legible. If you can't read it we probably can't either.

Please remind the captains that they are to sign off the sheet **at the end of the match** once they have checked that the correct score and winner / loser has been recorded on the sign on sheet. This is important as should there be a discrepancy, the result that is written on the sheet and signed by both captains will be the one that stands!!

IGSA Sport Netball Match Sheet

VENUE: GRADE: DATE: TIME:

TEAM A:	SIGNATURES
1	1
2	2
3	3
4	4
5	5
6	6
7	7
8	8
9	9
10	10
11	11
12	12
13	13
14	14
15	15
16	16
17	17
18	18
19	19

SCORE TEAM A									
1	2	3	4	5	6	7	8	9	10
11	12	13	14	15	16	17	18	19	20
21	22	23	24	25	26	27	28	29	30
31	32	33	34	35	36	37	38	39	40
41	42	43	44	45	46	47	48	49	50
51	52	53	54	55	56	57	58	59	60
61	62	63	64	65	66	67	68	69	70

1st Quarter	
2nd Quarter	
3rd Quarter	
FINAL SCORE	

CAPTAIN'S SIGNATURES
Captains should check the final score before signing

TEAM A
TEAM B

UMPIRE SIGNATURES	
1	
2	

TEAM B	SIGNATURES
1	1
2	2
3	3
4	4
5	5
6	6
7	7
8	8
9	9
10	10
11	11
12	12
13	13
14	14
15	15
16	16
17	17
18	18
19	19

FINAL RESULTS	
SCORE	
WINNING TEAM	
LOSING TEAM	

SCORE TEAM B									
1	2	3	4	5	6	7	8	9	10
11	12	13	14	15	16	17	18	19	20
21	22	23	24	25	26	27	28	29	30
31	32	33	34	35	36	37	38	39	40
41	42	43	44	45	46	47	48	49	50
51	52	53	54	55	56	57	58	59	60
61	62	63	64	65	66	67	68	69	70

1st Quarter	
2nd Quarter	
3rd Quarter	
FINAL SCORE	

BREACH OF CODE OF CONDUCT – Please complete IGSA Sport Incident Report

IGSA Sport Netball Match Sheet

VENUE: GRADE: DATE: TIME:

TEAM A:	SIGNATURES
1	1
2	2
3	3
4	4
5	5
6	6
7	7
8	8
9	9
10	10
11	11
12	12
13	13
14	14
15	15
16	16
17	17
18	18
19	19

SCORE TEAM A									
1	2	3	4	5	6	7	8	9	10
11	12	13	14	15	16	17	18	19	20
21	22	23	24	25	26	27	28	29	30
31	32	33	34	35	36	37	38	39	40
41	42	43	44	45	46	47	48	49	50
51	52	53	54	55	56	57	58	59	60
61	62	63	64	65	66	67	68	69	70

1st Quarter	
2nd Quarter	
3rd Quarter	
FINAL SCORE	

CAPTAIN'S SIGNATURES
Captains should check the final score before signing

TEAM A
TEAM B

UMPIRE SIGNATURES	
1	
2	

TEAM B	SIGNATURES
1	1
2	2
3	3
4	4
5	5
6	6
7	7
8	8
9	9
10	10
11	11
12	12
13	13
14	14
15	15
16	16
17	17
18	18
19	19

FINAL RESULTS	
SCORE	
WINNING TEAM	
LOSING TEAM	

SCORE TEAM B									
1	2	3	4	5	6	7	8	9	10
11	12	13	14	15	16	17	18	19	20
21	22	23	24	25	26	27	28	29	30
31	32	33	34	35	36	37	38	39	40
41	42	43	44	45	46	47	48	49	50
51	52	53	54	55	56	57	58	59	60
61	62	63	64	65	66	67	68	69	70

1st Quarter	
2nd Quarter	
3rd Quarter	
FINAL SCORE	

BREACH OF CODE OF CONDUCT – Please complete IGSA Sport Incident Report

IGSA Sport Netball Match Sheet

VENUE: GRADE DATE: TIME

TEAM A:	SIGNATURES
1	1
2	2
3	3
4	4
5	5
6	6
7	7
8	8
9	9
10	10
11	11
12	12
13	13
14	14
15	15
16	16
17	17
18	18
19	19

TEAM B	SIGNATURES
1	1
2	2
3	3
4	4
5	5
6	6
7	7
8	8
9	9
10	10
11	11
12	12
13	13
14	14
15	15
16	16
17	17
18	18
19	19

SCORE TEAM A									
1	2	3	4	5	6	7	8	9	10
11	12	13	14	15	16	17	18	19	20
21	22	23	24	25	26	27	28	29	30
31	32	33	34	35	36	37	38	39	40
41	42	43	44	45	46	47	48	49	50
51	52	53	54	55	56	57	58	59	60
61	62	63	64	65	66	67	68	69	70

1st Quarter	
2nd Quarter	
3rd Quarter	
FINAL SCORE	

CAPTAIN'S SIGNATURES Captains should check the final score before signing
TEAM A
TEAM B

UMPIRE SIGNATURES	
1	
2	

FINAL RESULTS	
SCORE	
WINNING TEAM	
LOSING TEAM	

SCORE TEAM B									
1	2	3	4	5	6	7	8	9	10
11	12	13	14	15	16	17	18	19	20
21	22	23	24	25	26	27	28	29	30
31	32	33	34	35	36	37	38	39	40
41	42	43	44	45	46	47	48	49	50
51	52	53	54	55	56	57	58	59	60
61	62	63	64	65	66	67	68	69	70

1st Quarter	
2nd Quarter	
3rd Quarter	
FINAL SCORE	

BREACH OF CODE OF CONDUCT – Please complete IGSA Sport Incident Report

IGSA Sport Netball Match Sheet

VENUE: GRADE: DATE: TIME:

TEAM A:	SIGNATURES
1	1
2	2
3	3
4	4
5	5
6	6
7	7
8	8
9	9
10	10
11	11
12	12
13	13
14	14
15	15
16	16
17	17
18	18
19	19

TEAM B	SIGNATURES
1	1
2	2
3	3
4	4
5	5
6	6
7	7
8	8
9	9
10	10
11	11
12	12
13	13
14	14
15	15
16	16
17	17
18	18
19	19

SCORE TEAM A									
1	2	3	4	5	6	7	8	9	10
11	12	13	14	15	16	17	18	19	20
21	22	23	24	25	26	27	28	29	30
31	32	33	34	35	36	37	38	39	40
41	42	43	44	45	46	47	48	49	50
51	52	53	54	55	56	57	58	59	60
61	62	63	64	65	66	67	68	69	70

1st Quarter	
2nd Quarter	
3rd Quarter	
FINAL SCORE	

CAPTAIN'S SIGNATURES
Captains should check the final score before signing

TEAM A _____

TEAM B _____

UMPIRE SIGNATURES	
1	
2	

FINAL RESULTS	
SCORE	
WINNING TEAM	
LOSING TEAM	

SCORE TEAM B									
1	2	3	4	5	6	7	8	9	10
11	12	13	14	15	16	17	18	19	20
21	22	23	24	25	26	27	28	29	30
31	32	33	34	35	36	37	38	39	40
41	42	43	44	45	46	47	48	49	50
51	52	53	54	55	56	57	58	59	60
61	62	63	64	65	66	67	68	69	70

1st Quarter	
2nd Quarter	
3rd Quarter	
FINAL SCORE	

BREACH OF CODE OF CONDUCT – Please complete IGSA Sport Incident Report

IGSA Sport Netball Match Sheet

VENUE: GRADE: DATE: TIME:

TEAM A:	SIGNATURES
1	1
2	2
3	3
4	4
5	5
6	6
7	7
8	8
9	9
10	10
11	11
12	12
13	13
14	14
15	15
16	16
17	17
18	18
19	19

TEAM B	SIGNATURES
1	1
2	2
3	3
4	4
5	5
6	6
7	7
8	8
9	9
10	10
11	11
12	12
13	13
14	14
15	15
16	16
17	17
18	18
19	19

SCORE TEAM A									
1	2	3	4	5	6	7	8	9	10
11	12	13	14	15	16	17	18	19	20
21	22	23	24	25	26	27	28	29	30
31	32	33	34	35	36	37	38	39	40
41	42	43	44	45	46	47	48	49	50
51	52	53	54	55	56	57	58	59	60
61	62	63	64	65	66	67	68	69	70

1st Quarter	
2nd Quarter	
3rd Quarter	
FINAL SCORE	

CAPTAIN'S SIGNATURES Captains should check the final score before signing
TEAM A
TEAM B

UMPIRE SIGNATURES	
1	
2	

FINAL RESULTS	
SCORE	
WINNING TEAM	
LOSING TEAM	

SCORE TEAM B									
1	2	3	4	5	6	7	8	9	10
11	12	13	14	15	16	17	18	19	20
21	22	23	24	25	26	27	28	29	30
31	32	33	34	35	36	37	38	39	40
41	42	43	44	45	46	47	48	49	50
51	52	53	54	55	56	57	58	59	60
61	62	63	64	65	66	67	68	69	70

1st Quarter	
2nd Quarter	
3rd Quarter	
FINAL SCORE	

BREACH OF CODE OF CONDUCT – Please complete IGSA Sport Incident Report

IGSA Sport Netball Match Sheet

VENUE: GRADE: DATE: TIME:

TEAM A:	SIGNATURES
1	1
2	2
3	3
4	4
5	5
6	6
7	7
8	8
9	9
10	10
11	11
12	12
13	13
14	14
15	15
16	16
17	17
18	18
19	19

TEAM B	SIGNATURES
1	1
2	2
3	3
4	4
5	5
6	6
7	7
8	8
9	9
10	10
11	11
12	12
13	13
14	14
15	15
16	16
17	17
18	18
19	19

SCORE TEAM A									
1	2	3	4	5	6	7	8	9	10
11	12	13	14	15	16	17	18	19	20
21	22	23	24	25	26	27	28	29	30
31	32	33	34	35	36	37	38	39	40
41	42	43	44	45	46	47	48	49	50
51	52	53	54	55	56	57	58	59	60
61	62	63	64	65	66	67	68	69	70

1st Quarter	
2nd Quarter	
3rd Quarter	
FINAL SCORE	

CAPTAIN'S SIGNATURES
Captains should check the final score before signing

TEAM A
TEAM B

UMPIRE SIGNATURES	
1	
2	

FINAL RESULTS	
SCORE	
WINNING TEAM	
LOSING TEAM	

SCORE TEAM B									
1	2	3	4	5	6	7	8	9	10
11	12	13	14	15	16	17	18	19	20
21	22	23	24	25	26	27	28	29	30
31	32	33	34	35	36	37	38	39	40
41	42	43	44	45	46	47	48	49	50
51	52	53	54	55	56	57	58	59	60
61	62	63	64	65	66	67	68	69	70

1st Quarter	
2nd Quarter	
3rd Quarter	
FINAL SCORE	

BREACH OF CODE OF CONDUCT – Please complete IGSA Sport Incident Report

IGSA Sport Netball Match Sheet

VENUE: GRADE: DATE: TIME:

TEAM A:	SIGNATURES
1	1
2	2
3	3
4	4
5	5
6	6
7	7
8	8
9	9
10	10
11	11
12	12
13	13
14	14
15	15
16	16
17	17
18	18
19	19

TEAM B	SIGNATURES
1	1
2	2
3	3
4	4
5	5
6	6
7	7
8	8
9	9
10	10
11	11
12	12
13	13
14	14
15	15
16	16
17	17
18	18
19	19

SCORE TEAM A									
1	2	3	4	5	6	7	8	9	10
11	12	13	14	15	16	17	18	19	20
21	22	23	24	25	26	27	28	29	30
31	32	33	34	35	36	37	38	39	40
41	42	43	44	45	46	47	48	49	50
51	52	53	54	55	56	57	58	59	60
61	62	63	64	65	66	67	68	69	70

1st Quarter	
2nd Quarter	
3rd Quarter	
FINAL SCORE	

CAPTAIN'S SIGNATURES
Captains should check the final score before signing

TEAM A
TEAM B

UMPIRE SIGNATURES	
1	
2	

FINAL RESULTS	
SCORE	
WINNING TEAM	
LOSING TEAM	

SCORE TEAM B									
1	2	3	4	5	6	7	8	9	10
11	12	13	14	15	16	17	18	19	20
21	22	23	24	25	26	27	28	29	30
31	32	33	34	35	36	37	38	39	40
41	42	43	44	45	46	47	48	49	50
51	52	53	54	55	56	57	58	59	60
61	62	63	64	65	66	67	68	69	70

1st Quarter	
2nd Quarter	
3rd Quarter	
FINAL SCORE	

BREACH OF CODE OF CONDUCT – Please complete IGSA Sport Incident Report

IGSA Sport Netball Match sheet

VENUE: GRADE: DATE: TIME:

TEAM A:	SIGNATURES
1	1
2	2
3	3
4	4
5	5
6	6
7	7
8	8
9	9
10	10
11	11
12	12
13	13
14	14
15	15
16	16
17	17
18	18
19	19

TEAM B	SIGNATURES
1	1
2	2
3	3
4	4
5	5
6	6
7	7
8	8
9	9
10	10
11	11
12	12
13	13
14	14
15	15
16	16
17	17
18	18
19	19

SCORE TEAM A									
1	2	3	4	5	6	7	8	9	10
11	12	13	14	15	16	17	18	19	20
21	22	23	24	25	26	27	28	29	30
31	32	33	34	35	36	37	38	39	40
41	42	43	44	45	46	47	48	49	50
51	52	53	54	55	56	57	58	59	60
61	62	63	64	65	66	67	68	69	70

1st Quarter	
2nd Quarter	
3rd Quarter	
FINAL SCORE	

CAPTAIN'S SIGNATURES Captains should check the final score before signing
TEAM A
TEAM B

UMPIRE SIGNATURES
1
2

FINAL RESULTS
SCORE
WINNING TEAM
LOSING TEAM

SCORE TEAM B									
1	2	3	4	5	6	7	8	9	10
11	12	13	14	15	16	17	18	19	20
21	22	23	24	25	26	27	28	29	30
31	32	33	34	35	36	37	38	39	40
41	42	43	44	45	46	47	48	49	50
51	52	53	54	55	56	57	58	59	60
61	62	63	64	65	66	67	68	69	70

1st Quarter	
2nd Quarter	
3rd Quarter	
FINAL SCORE	

BREACH OF CODE OF CONDUCT – Please complete IGSA Sport Incident Report



Spare Umpire Forms

Copies of all required forms are in this Conveners' Handbook.

You will find the umpire cards in the folder. If you require more cards please contact the IGSA Sport office by phone 9888 9477 or by **writing a note** on the round summary sheets.

NO CONVENER or umpire will be paid unless

1. If over 18, they have a WWC clearance as confirmed by IGSA Sport.
2. They have completed and returned to IGSA Sport:
 - ✓ A signed contract - Acceptance of Offer signed
 - ✓ ATO Statement by a Supplier (*if not yet completed this calendar year*)
 - ✓ Contractor Detail form (*if not yet provided or details have changed*)

Payments WILL NOT be made until all these forms have been forwarded and they have completed an umpire card for the season. These cards will be reconciled to the matches played and the convener's game sheets after the final round.

Umpire payments made during the Term will be paid **based on information supplied on the correctly completed convener's game sheet forwarded**. Final umpire payments will only be paid once the final convener game sheet and the completed umpire cards have been received in the office and can be reconciled to matches played at that venue.

Please note that a delay in forwarding any of this information may delay payments for both conveners and umpires.

More copies are available on the IGSA Sport website under netball.

23 June 2023

_____(Name)
_____(Address)
_____(Suburb, Post Code)

Dear _____(Name),

We are pleased to engage you as a Netball Umpire with the Association of Heads of Independent Girls' Schools NSW trading as Independent Girls' Schools Association (**IGSA**), to officiate sports matches between the students of the various IGSA members' schools for the season (**Services**) on the terms and conditions contained in this letter.

Details of engagement and payment

1. Subject to any earlier termination under clause 13, your engagement is for a maximum period of 9 rounds from Saturday 22 July to Saturday 16 September 2023 (**Term**).
2. You acknowledge that IGSA does not warrant or represent that your engagement will continue beyond the Term. However, if for any reason, your engagement continues after expiry of the Term, then the terms of this letter of engagement will continue to apply.
3. The number of games you are required to officiate each Saturday may vary depending on the draw for your venue. It is expected that you will attend all Saturday sessions, unless a previous arrangement has been made with the IGSA Sport Staff.
4. The maximum number of paid matches per round will be 4. You will be paid between \$25 and \$35 per match as per the table below. This rate is based on the information you have supplied IGSA Sport regarding your qualifications and prior IGSA Sport umpiring experience.

	\$25	\$30	\$32	\$35
Netball	Unqualified but competent	Nat C or District / Assoc. Badge	Nat B	Nat A

5. Providing we have received your correctly completed umpire's card by the advised deadline, you will receive three payments during each Term. The first two will be made within the Term and the third (and final) after the conclusion of the Term. Payment will be made to you by electronic funds transfer (EFT) to your nominated bank account and **may take up to 4 weeks**. A payment confirmation remittance advice will be forwarded either to your email address or postal address.
6. Payment **will only be made after** IGSA Sport have completed a WWC check and your umpire card is received and reconciled to your venue convener's game sheet. It is your responsibility to ensure that you return all required documents to the IGSA Sport office in order for your payment to be processed.
7. If IGSA Sport does not require your services to umpire on a particular day or for a particular number of games you will not be paid for the games that you have not umpired.

Terms and conditions

1. Details of the Services to be provided are set out in **Schedule 1**.
2. You are required to provide the Services, with due care, skill and diligence and comply with all lawful and reasonable direction.
3. You are not to disclose any confidential information to a third party.
4. You may delegate the provision of part, or all, of the Services to another person in consultation with IGSA Sport.
5. In all matters relating to the Services you will be responsible to IGSA Sport. For practical purposes all communications (including any dispute resolution) should be directed to the IGSA Director of Sport, Mrs Kate Howitt.
6. IGSA can terminate your engagement:
 - (a) at any time on 1 day's notice or payment of fees in lieu of notice; and
 - (b) immediately without notice if you:
 - (i) breach any material provision of this agreement;
 - (ii) engage in any serious misconduct or any conduct likely, in the reasonable opinion of IGSA, to bring IGSA into disrepute;
 - (iii) if you give a false assurance under clause 16; or
 - (iv) if you do not provide the undertaking in clause 17 prior to commencing to provide the Services or provide a false undertaking.
7. You acknowledge that you provide the Services to IGSA as an independent contractor and that nothing in this letter constitutes a relationship of employer and employee, principal and agent or partnership between you and IGSA. IGSA will not be responsible for the provision of personal / carer's leave, annual leave or any other employment-related benefits. IGSA will maintain compulsory workers compensation insurance as required by law.
8. IGSA will maintain public liability insurance for claims arising out of your participation as an umpire. You will be responsible for the payment of the excess (\$2500) for any claim arising wholly as a result of your conduct.
9. **If you are 18 or over**, your appointment is subject to a satisfactory Working with Children Check by the Office of Children's Guardian to comply with the following NSW legislation:
 - Child Protection (Working with Children) Act 2012
 - Child Protection (Working with Children) Regulation 2013
 - Child Protection Legislation Amendment Act 2015

If you are under 18 your appointment is subject to you providing IGSA with an undertaking in the form of **Schedule 2** prior to the commencement of Services.

If you do not provide your WWC number or sign the undertaking prior to the commencement of Services or you provide a false undertaking, IGSA may terminate your engagement without notice.

Acceptance of this engagement

10. By accepting this engagement, you are taken to have given IGSA the assurance that you have the experience, qualifications and accreditations set out below:
 - (a) you are 16 years of age or older or if under 16, IGSA have been advised prior to your engagement and discussed the risk assessment with you parent or guardian.
 - (b) you have provided IGSA with your WWC number or signed the declaration in Schedule 2 if under 18;
 - (c) you are accredited to umpire through the relevant state sporting body or are working towards such accreditation or possess sufficient experience with the sport to be confident umpiring an IGSA Sport match.

If you (or your parent or guardian) cannot give these assurances, you should not sign the acceptance. If you sign the acceptance when you are not in a position to give such assurance and an assurance is found to be false or inaccurate, IGSA may terminate your engagement without notice.

If you are **under 18 years of age and your parent or guardian warrants that you have suitable qualifications and experience**, your parent or guardian accepts this engagement and its terms on your behalf.

11. You acknowledge that IGSA strongly recommends that all umpires and conveners hold a current first aid certificate.
12. **Enclosed** with this letter is the IGSA Sport Code of Conduct incorporating the IGSA Harassment Policy and Risk Warning. By signing the acceptance of engagement, you (your parent or guardian) are confirming that you have read these documents and agree to abide by their terms.

Other documents required

13. Finally, please complete the enclosed "Statement by Supplier" form for taxation purposes, and the "Payment via Electronic Funds Transfer" form. Completed forms must be returned to the IGSA Sport office with the signed acceptance page of this letter **prior to** you commencing to provide the Services.

Please indicate your acceptance of these terms by signing the attached acceptance of this letter of engagement and returning it to the IGSA Sport office at LG1 56 Delhi Road, North Ryde NSW 2113, together with the other documents required. If you are under 18 years of age, your parent or guardian will also need to sign.

Yours sincerely

Kate Howitt

Mrs Kate Howitt
IGSA Director of Sport
Mobile: 0412 097 811

SCHEDULE 1 – Statement of Services

IGSA Sport Netball Umpire

IGSA Sport Netball Umpires are responsible for officiating at IGSA Sport inter-school netball matches in accordance with the Netball Australia Rulebook, and additional IGSA Sport Rules & Guidelines (see website <https://www.abigs.nsw.edu.au/IGSA-Sport/Netball>)

Umpires must:

- Provide your name, date of birth and WWC number to IGSA Sport **BEFORE** commencing umpiring to ensure that you are eligible to officiate under the WWC clause of this contract.
- Complete and return all contracts and forms as required prior to the start of officiating.
- Report to the venue on time and dressed appropriately.
- Conduct a risk and safety inspection of the playing surface prior to the match and determine whether playing conditions are safe and suitable. If in doubt, speak with the Venue Convener.
- Liaise with the Venue Convener regarding any rule changes, pitch safety checks and other issues.
- Ensure that all mandatory safety equipment rules are observed. If these rules are breached then play must not commence or continue.
- Ensure that no students are wearing jewellery.
- Be familiar with and implement the IGSA Sport Code of Conduct and the IGSA Harassment Policy (see website <https://igsa.nsw.edu.au/>).
- Checking the venue status by accessing either:
IGSA Sport mobile app: <https://igsasport.spawtz.com/>
- If you are already at your venue and conditions become dangerous, suspend play and speak with your venue convener.
- Follow the steps below should an accident occur during the match:
 1. blow time out and assess the situation
 2. reassure the injured girl
 3. seek help – staff member, team manager, parent
 4. re-commence play at an appropriate time.

SCHEDULE 2 – Contractor Personnel Undertaking (if UNDER 18)

The Association of Heads of Independent Girls' Schools NSW trading as Independent Girls' Schools Association (IGSA) requires that all contractors under 18 provide the undertaking set out below.

1. Undertaking

1.1. I undertake to IGSA that:

- (a) I am not a Disqualified Person;
- (b) none of the Assessment Requirement Triggers apply to me;
- (c) I am not subject to an interim bar on engaging in child related work under section 17 of the WWC Act and I have not had an application for a Working With Children Check Clearance refused;
- (d) I have not had any previous employment or engagement terminated on the grounds that I engaged in any Reportable Conduct and/or sex offence or any misconduct that may involve Reportable Conduct and/or a sex offence;
- (e) I have not retired or resigned from any previous employment or engagement following allegations that I engaged in any Reportable Conduct and/or sex offence or any misconduct that may involve Reportable Conduct and/or a sex offence;
- (f) I have never been charged with engaging in any Reportable Conduct and/or sex offence;
- (g) I am not currently the subject of allegations that I engaged in Reportable Conduct and/or sex offence or any misconduct that may involve Reportable Conduct and/or a sex offence;
- (h) I have never been the subject of allegations of any Reportable Conduct and/or sex offence or any misconduct that may involve Reportable Conduct and/or a sex offence;
- (i) I will not engage in any Reportable Conduct and/or sex offence; and
- (j) I have not been the subject of proceedings commenced for any of the offences specified in Item 1(3) of Schedule 1 of the WWC Act 1 (whatever the outcome of those proceedings).

1.2. If you cannot give the undertaking set out above, you should not sign this Undertaking. You may, however, wish to speak with the **Executive Officer** about the relevant occurrence.

2. Definitions

In this Undertaking:

- (a) "**Assessment Requirement Trigger**" means an offence or finding of misconduct involving children, as defined in Schedule 1 of the WWC Act.²
- (b) "**Child related work**" means work as defined in section 6 of the WWC Act³ and further defined in Part 2 of the Child Protection (Working with Children) Regulation 2013.⁴
- (c) "**Children's Guardian**" means the Children's Guardian appointed under section 178 of the Children and Young Persons (Care and Protection) Act 1998.
- (d) "**Disqualified Person**" means a person who has been convicted of, or against whom proceedings have been commenced for, a disqualifying offence. A list of disqualifying offences is at Item 1 of Schedule 2 of the WWC Act.⁵
- (e) "**Reportable Conduct**" means:
 - (i) any sexual offence, or sexual misconduct, committed against, with or in the presence of a child (including grooming of a child, child pornography offences or an offence involving child abuse material);
 - (ii) any assault, ill treatment or neglect of a child; or

¹ This may be found at: http://www.austlii.edu.au/au/legis/nsw/consol_act/cpwca2012388/sch1.html

² This may be found at: http://www.austlii.edu.au/au/legis/nsw/consol_act/cpwca2012388/sch1.html

³ This may be found at: http://www.austlii.edu.au/au/legis/nsw/consol_act/cpwca2012388/s6.html#child-related_work

⁴ This may be found at: http://www.austlii.edu.au/au/legis/nsw/consol_reg/cpwcr2013479/

⁵ This may be found at: http://www.austlii.edu.au/au/legis/nsw/consol_act/cpwca2012388/sch2.html

- (iii) any behaviour that causes psychological harm to a child,
- (iv) whether or not, in any case, with the consent of the child.

Reportable Conduct does not extend to:

- (i) conduct that is reasonable for the purposes of the discipline, management or care of children, having regard to the age, maturity, health or other characteristics of the children and to any relevant codes of conduct or professional standards, or
- (ii) the use of physical force that, in all the circumstances, is trivial or negligible, but only if the matter is to be investigated and the result of the investigation recorded under workplace employment procedures, or
- (iii) conduct of a class or kind exempted from being reportable conduct by the Ombudsman, except where there is an alleged pattern or repeated instances of such conduct.

Note: Examples of conduct that would not constitute "reportable conduct" include (without limitation), touching a child in order to attract a child's attention, to guide a child or to comfort a distressed child; a school teacher raising his or her voice in order to attract attention or to restore order in the classroom; and conduct that is established to be accidental.

- (f) "**WWC Act**" means the *Child Protection (Working with Children) Act 2012 (NSW)*.
- (g) "**Working with Children Check Clearance**" means an authorisation from the Children's Guardian to engage in child related work in accordance with the WWC Act.

Umpire's Signature

Parent or Guardian's Signature

Print Name

Print Name

Date



IGSA Sport Umpire – Acceptance of Offer

_____ **Netball Umpire** at _____
Name *Please Print Clearly* Venue

I confirm that I have had the opportunity to consider and discuss the letter of offer of engagement dated 23 June 2023.

I acknowledge that sporting activities are dangerous and may result in personal injury, illness, permanent disability or death and resultant economic loss or property damage. I am participating as an umpire voluntarily and at my own risk.

I release IGSA from liability for any personal injury, disability, or loss or damage to property I suffer arising from my participation in the sporting activity as an umpire.

I confirm that (*please delete whichever is not applicable*)

my qualification is: _____ and I am currently a member of _____ Umpires' Association or

I currently hold no formal qualifications.

I confirm that (*please delete whichever is not applicable*)

I am **under 18** and have completed Schedule 2 or

I am over 18 and my **Working with Children (WWC)** number is: .

I accept the offer of engagement on the conditions set out in the letter.

Signature: _____ Date: _____

If under 18, a parent or guardian must also accept the offer:

Parent / Guardian Signature: _____ Date: _____

Statement by a Supplier

Complete this statement if you:

- are an individual or a business
- have supplied goods or services to another enterprise (the payer), and
- are not required to quote an Australia business number (ABN).

HOW TO COMPLETE THE STATEMENT

- Print clearly in BLOCK LETTERS using a black pen only.
- Use BLOCK LETTERS - S M I T H S T
- Place in ALL applicable boxes

Please complete Sections A & B

Section A: Supplier details

1. **Your name?** (Please clearly print your name)

2. **Your address?** (Please clearly print your residential address)

Suburb/town _____ State/Territory _____ Postcode _____

3. **Your reason/s for not quoting an ABN?** Place in the appropriate box/es.

- The payer is not making the payment in the course of carrying on an enterprise in Australia.
- The supplier is an individual aged under 18 years and the payment does not exceed \$350 a week.
- The payment does not exceed \$75, excluding any goods and services tax (GST).
- The supply that the payment relates to is wholly input taxed.
- The supply is made by an individual or partnership without a reasonable expectation of profit or gain.
- The supplier is not entitled to an ABN as they are not carrying on an enterprise in Australia.
- The whole of the payment is exempt income for the supplier.

The supplier is an individual and has given the payer a written statement to the effect that the supply:

- is made in the course or furtherance of an activity done as a private recreational pursuit or hobby, or
- is wholly of a private or domestic nature (from the supplier's perspective).

Section B: Declaration **Please note YOU must complete this section**

Under pay as you go (PAYG) legislation and guidelines administered by the Australian Tax Office, the named supplier is not quoting an ABN for the current and future supply of goods or services for the reason or reasons indicated.

Name of supplier (or authorised person) (Please clearly print your name)

Signature of supplier (or authorised person)

Daytime phone number

Penalties apply for deliberately making a false or misleading statement.

Date

Do not send this statement to the Tax Office. Give the completed statement to any payer that you are supplying goods or services to. The payer must keep this document with other records relating to the supply for 5 years

Payers can check ABN records of suppliers by visiting abr.business.gov.au or phoning **13 72 26**, 24 hours a day, 7 days a week.

Contractor Details Form

IGSA will make payment for your services via Electronic Funds Transfer (EFT) to your nominated bank account. Payment **may take up to 4 weeks** after all paperwork including this form, the signed referee cards and convener sheets have been received and reconciled.

Please complete this form (noting that it is your responsibility to provide us with all of your correct information) & return it by either via mail or email to info@igsa.nsw.edu.au.

Name			
Date of Birth		Gender	
Contact Phone Number			
Residential Address			
Suburb		Postcode	
Email			
Superannuation Fund			
Super Fund Member No.			

BANK ACCOUNT INFORMATION (if not already provided this calendar year)

Please use bank & remittance email details previously provided this year (*tick box*)

Bank Account Holder			
Bank / Institution			
BSB (6 Digits)		Account No. (Max 9 Digits)	

NEXT OF KIN*We are required to maintain a list of next of kin of all our independent contractors.** This is held in a secure location that only IGSA personnel are able to access. Please provide the following details:

Emergency Contact _____

Their Contact Number _____ or _____

Your Signature _____ Date _____

23 June 2023

_____(Name)
_____(Address)
_____(Suburb, Post Code)

Dear _____(Name),

We are pleased to engage you as a Netball Umpire with the Association of Heads of Independent Girls' Schools NSW trading as Independent Girls' Schools Association (**IGSA**), to officiate sports matches between the students of the various IGSA members' schools for the season (**Services**) on the terms and conditions contained in this letter.

Details of engagement and payment

1. Subject to any earlier termination under clause 13, your engagement is for a maximum period of 9 rounds from Saturday 22 July to Saturday 16 September 2023 (**Term**).
2. You acknowledge that IGSA does not warrant or represent that your engagement will continue beyond the Term. However, if for any reason, your engagement continues after expiry of the Term, then the terms of this letter of engagement will continue to apply.
3. The number of games you are required to officiate each Saturday may vary depending on the draw for your venue. It is expected that you will attend all Saturday sessions, unless a previous arrangement has been made with the IGSA Sport Staff.
4. The maximum number of paid matches per round will be 4. You will be paid between \$25 and \$35 per match as per the table below. This rate is based on the information you have supplied IGSA Sport regarding your qualifications and prior IGSA Sport umpiring experience.

	\$25	\$30	\$32	\$35
Netball	Unqualified but competent	Nat C or District / Assoc. Badge	Nat B	Nat A

5. Providing we have received your correctly completed umpire's card by the advised deadline, you will receive three payments during each Term. The first two will be made within the Term and the third (and final) after the conclusion of the Term. Payment will be made to you by electronic funds transfer (EFT) to your nominated bank account and **may take up to 4 weeks**. A payment confirmation remittance advice will be forwarded either to your email address or postal address.
6. Payment **will only be made after** IGSA Sport have completed a WWC check and your umpire card is received and reconciled to your venue convener's game sheet. It is your responsibility to ensure that you return all required documents to the IGSA Sport office in order for your payment to be processed.
7. If IGSA Sport does not require your services to umpire on a particular day or for a particular number of games you will not be paid for the games that you have not umpired.

Terms and conditions

8. Details of the Services to be provided are set out in **Schedule 1**.
9. You are required to provide the Services, with due care, skill and diligence and comply with all lawful and reasonable direction.
10. You are not to disclose any confidential information to a third party.
11. You may delegate the provision of part, or all, of the Services to another person in consultation with IGSA Sport.
12. In all matters relating to the Services you will be responsible to IGSA Sport. For practical purposes all communications (including any dispute resolution) should be directed to the IGSA Director of Sport, Mrs Kate Howitt.
13. IGSA can terminate your engagement:
 - (a) at any time on 1 day's notice or payment of fees in lieu of notice; and
 - (b) immediately without notice if you:
 - (i) breach any material provision of this agreement;
 - (ii) engage in any serious misconduct or any conduct likely, in the reasonable opinion of IGSA, to bring IGSA into disrepute;
 - (iii) if you give a false assurance under clause 16; or
 - (iv) if you do not provide the undertaking in clause 17 prior to commencing to provide the Services or provide a false undertaking.
14. You acknowledge that you provide the Services to IGSA as an independent contractor and that nothing in this letter constitutes a relationship of employer and employee, principal and agent or partnership between you and IGSA. IGSA will not be responsible for the provision of personal / carer's leave, annual leave or any other employment-related benefits. IGSA will maintain compulsory workers compensation insurance as required by law.
15. IGSA will maintain public liability insurance for claims arising out of your participation as an umpire. You will be responsible for the payment of the excess (\$2500) for any claim arising wholly as a result of your conduct.
16. **If you are over 18**, your appointment is subject to a satisfactory Working with Children Check by the Office of Children's Guardian to comply with the following NSW legislation:
 - Child Protection (Working with Children) Act 2012
 - Child Protection (Working with Children) Regulation 2013
 - Child Protection Legislation Amendment Act 2015

If you are under 18 your appointment is subject to you providing IGSA with an undertaking in the form of **Schedule 2** prior to the commencement of Services.

If you do not provide your WWC number or sign the undertaking prior to the commencement of Services or you provide a false undertaking, IGSA may terminate your engagement without notice.

Acceptance of this engagement

17. By accepting this engagement, you are taken to have given IGSA the assurance that you have the experience, qualifications and accreditations set out below:
- (a) you are 16 years of age or older or if under 16, IGSA have been advised prior to your engagement and discussed the risk assessment with you parent or guardian.
 - (b) you have provided IGSA with your WWC number or signed the declaration in Schedule 2 if under 18;
 - (c) you are accredited to umpire through the relevant state sporting body or are working towards such accreditation or possess sufficient experience with the sport to be confident umpiring an IGSA Sport match.

If you (or your parent or guardian) cannot give these assurances, you should not sign the acceptance. If you sign the acceptance when you are not in a position to give such assurance and an assurance is found to be false or inaccurate, IGSA may terminate your engagement without notice.

If you are **under 18 years of age and your parent or guardian warrants that you have suitable qualifications and experience**, your parent or guardian accepts this engagement and its terms on your behalf.

18. You acknowledge that IGSA strongly recommends that all umpires and conveners hold a current first aid certificate.
19. **Enclosed** with this letter is the IGSA Sport Code of Conduct incorporating the IGSA Harassment Policy and Risk Warning. By signing the acceptance of engagement, you (your parent or guardian) are confirming that you have read these documents and agree to abide by their terms.

Other documents required

20. Finally, please complete the enclosed "Statement by Supplier" form for taxation purposes, and the "Payment via Electronic Funds Transfer" form. Completed forms must be returned to the IGSA Sport office with the signed acceptance page of this letter **prior to** you commencing to provide the Services.

Please indicate your acceptance of these terms by signing the attached acceptance of this letter of engagement and returning it to the IGSA Sport office at LG1 56 Delhi Road, North Ryde NSW 2113, together with the other documents required. If you are under 18 years of age, your parent or guardian will also need to sign.

Yours sincerely

Kate Howitt

Mrs Kate Howitt
IGSA Director of Sport
Mobile: 0412 097 811

SCHEDULE 1 – Statement of Services

IGSA Sport Netball Umpire

IGSA Sport Netball Umpires are responsible for officiating at IGSA Sport inter-school netball matches in accordance with the Netball Australia Rulebook, and additional IGSA Sport Rules & Guidelines (see website <https://www.ahigs.nsw.edu.au/IGSA-Sport/Netball>)

Umpires must:

- Provide your name, date of birth and WWC number to IGSA Sport **BEFORE** commencing umpiring to ensure that you are eligible to officiate under the WWC clause of this contract.
- Complete and return all contracts and forms as required prior to the start of officiating.
- Report to the venue on time and dressed appropriately.
- Conduct a risk and safety inspection of the playing surface prior to the match and determine whether playing conditions are safe and suitable. If in doubt, speak with the Venue Convener.
- Liaise with the Venue Convener regarding any rule changes, pitch safety checks and other issues.
- Ensure that all mandatory safety equipment rules are observed. If these rules are breached then play must not commence or continue.
- Ensure that no girls are wearing jewellery.
- Be familiar with and implement the IGSA Sport Code of Conduct and the IGSA Harassment Policy (see website <https://igsa.nsw.edu.au/>).
- Checking the venue status by accessing either:
IGSA Sport mobile app: <https://igsasport.spawtz.com/>
- If you are already at your venue and conditions become dangerous, suspend play and speak with your venue convener.
- Follow the steps below should an accident occur during the match:
 1. blow time out and assess the situation
 2. reassure the injured girl
 3. seek help – staff member, team manager, parent
 4. re-commence play at an appropriate time.

SCHEDULE 2 – Contractor Personnel Undertaking (if UNDER 18)

The Association of Heads of Independent Girls' Schools NSW trading as Independent Girls' Schools Association (IGSA) requires that all contractors under 18 provide the undertaking set out below.

1. Undertaking

1.1. I undertake to IGSA that:

- (a) I am not a Disqualified Person;
- (b) none of the Assessment Requirement Triggers apply to me;
- (c) I am not subject to an interim bar on engaging in child related work under section 17 of the WWC Act and I have not had an application for a Working With Children Check Clearance refused;
- (d) I have not had any previous employment or engagement terminated on the grounds that I engaged in any Reportable Conduct and/or sex offence or any misconduct that may involve Reportable Conduct and/or a sex offence;
- (e) I have not retired or resigned from any previous employment or engagement following allegations that I engaged in any Reportable Conduct and/or sex offence or any misconduct that may involve Reportable Conduct and/or a sex offence;
- (f) I have never been charged with engaging in any Reportable Conduct and/or sex offence;
- (g) I am not currently the subject of allegations that I engaged in Reportable Conduct and/or sex offence or any misconduct that may involve Reportable Conduct and/or a sex offence;
- (h) I have never been the subject of allegations of any Reportable Conduct and/or sex offence or any misconduct that may involve Reportable Conduct and/or a sex offence;
- (i) I will not engage in any Reportable Conduct and/or sex offence; and
- (j) I have not been the subject of proceedings commenced for any of the offences specified in Item 1(3) of Schedule 1 of the WWC Act 6 (whatever the outcome of those proceedings).

1.2. If you cannot give the undertaking set out above, you should not sign this Undertaking. You may, however, wish to speak with the **Executive Officer** about the relevant occurrence.

2. Definitions

In this Undertaking:

- (a) "**Assessment Requirement Trigger**" means an offence or finding of misconduct involving children, as defined in Schedule 1 of the WWC Act.⁷
- (b) "**Child related work**" means work as defined in section 6 of the WWC Act⁸ and further defined in Part 2 of the Child Protection (Working with Children) Regulation 2013.⁹
- (c) "**Children's Guardian**" means the Children's Guardian appointed under section 178 of the Children and Young Persons (Care and Protection) Act 1998.
- (d) "**Disqualified Person**" means a person who has been convicted of, or against whom proceedings have been commenced for, a disqualifying offence. A list of disqualifying offences is at Item 1 of Schedule 2 of the WWC Act.¹⁰
- (e) "**Reportable Conduct**" means:
 - (i) any sexual offence, or sexual misconduct, committed against, with or in the presence of a child (including grooming of a child, child pornography offences or an offence involving child abuse material);
 - (ii) any assault, ill treatment or neglect of a child; or

⁶ This may be found at: http://www.austlii.edu.au/au/legis/nsw/consol_act/cpwca2012388/sch1.html

⁷ This may be found at: http://www.austlii.edu.au/au/legis/nsw/consol_act/cpwca2012388/sch1.html

⁸ This may be found at: http://www.austlii.edu.au/au/legis/nsw/consol_act/cpwca2012388/s6.html#child-related_work

⁹ This may be found at: http://www.austlii.edu.au/au/legis/nsw/consol_reg/cpwcr2013479/

¹⁰ This may be found at: http://www.austlii.edu.au/au/legis/nsw/consol_act/cpwca2012388/sch2.html

- (iii) any behaviour that causes psychological harm to a child,
- (iv) whether or not, in any case, with the consent of the child.

Reportable Conduct does not extend to:

- (i) conduct that is reasonable for the purposes of the discipline, management or care of children, having regard to the age, maturity, health or other characteristics of the children and to any relevant codes of conduct or professional standards, or
- (ii) the use of physical force that, in all the circumstances, is trivial or negligible, but only if the matter is to be investigated and the result of the investigation recorded under workplace employment procedures, or
- (iii) conduct of a class or kind exempted from being reportable conduct by the Ombudsman, except where there is an alleged pattern or repeated instances of such conduct.

Note: Examples of conduct that would not constitute "reportable conduct" include (without limitation), touching a child in order to attract a child's attention, to guide a child or to comfort a distressed child; a school teacher raising his or her voice in order to attract attention or to restore order in the classroom; and conduct that is established to be accidental.

- (f) "**WWC Act**" means the *Child Protection (Working with Children) Act 2012 (NSW)*.
- (g) "**Working with Children Check Clearance**" means an authorisation from the Children's Guardian to engage in child related work in accordance with the WWC Act.

Umpire's Signature

Parent or Guardian's Signature

Print Name

Print Name

Date



IGSA Sport Umpire – Acceptance of Offer

_____ **Netball Umpire** at _____
Name *Please Print Clearly* Venue

I confirm that I have had the opportunity to consider and discuss the letter of offer of engagement dated 23 June 2023.

I acknowledge that sporting activities are dangerous and may result in personal injury, illness, permanent disability or death and resultant economic loss or property damage. I am participating as an umpire voluntarily and at my own risk.

I release IGSA from liability for any personal injury, disability, or loss or damage to property I suffer arising from my participation in the sporting activity as an umpire.

I confirm that (*please delete whichever is not applicable*)

my qualification is: _____ and I am currently a member of _____ Umpires' Association or

I currently hold no formal qualifications.

I confirm that (*please delete whichever is not applicable*)

I am **under 18** and have completed Schedule 2 or

I am over 18 and my **Working with Children (WWC)** number is: .

I accept the offer of engagement on the conditions set out in the letter.

Signature: _____ Date: _____

If under 18, a parent or guardian must also accept the offer:

Parent / Guardian Signature: _____ Date: _____

Association of Heads of Independent Girls Schools' New South Wales Inc.
Trading as Independent Girls' Schools (IGSA)
ABN 81 660 358 175

LG1 56 Delhi Rd
North Ryde NSW 2113
<https://igsa.nsw.edu.au/>
02 9888 9477

Statement by a Supplier

Complete this statement if you:

- are an individual or a business
- have supplied goods or services to another enterprise (the payer), and
- are not required to quote an Australia business number (ABN).

HOW TO COMPLETE THE STATEMENT

- Print clearly in BLOCK LETTERS using a black pen only.
- Use BLOCK LETTERS - S M I T H S T
- Place in ALL applicable boxes

Please complete Sections A & B

Section A: Supplier details

4. **Your name?** (Please clearly print your name)

5. **Your address?** (Please clearly print your residential address)

Suburb/town _____ State/Territory _____ Postcode _____

6. **Your reason/s for not quoting an ABN?** Place in the appropriate box/es.

- The payer is not making the payment in the course of carrying on an enterprise in Australia.
- The supplier is an individual aged under 18 years and the payment does not exceed \$350 a week.
- The payment does not exceed \$75, excluding any goods and services tax (GST).
- The supply that the payment relates to is wholly input taxed.
- The supply is made by an individual or partnership without a reasonable expectation of profit or gain.
- The supplier is not entitled to an ABN as they are not carrying on an enterprise in Australia.
- The whole of the payment is exempt income for the supplier.

The supplier is an individual and has given the payer a written statement to the effect that the supply:

- is made in the course or furtherance of an activity done as a private recreational pursuit or hobby, or
- is wholly of a private or domestic nature (from the supplier's perspective).

Section B: Declaration **Please note YOU must complete this section**

Under pay as you go (PAYG) legislation and guidelines administered by the Australian Tax Office, the named supplier is not quoting an ABN for the current and future supply of goods or services for the reason or reasons indicated.

Name of supplier (or authorised person) (Please clearly print your name)

Signature of supplier (or authorised person)

Daytime phone number

Penalties apply for deliberately making a false or misleading statement.

Date

Do not send this statement to the Tax Office. Give the completed statement to any payer that you are supplying goods or services to. The payer must keep this document with other records relating to the supply for 5 years

Payers can check ABN records of suppliers by visiting abr.business.gov.au or phoning **13 72 26**, 24 hours a day, 7 days a week.

Contractor Details Form

IGSA will make payment for your services via Electronic Funds Transfer (EFT) to your nominated bank account. Payment **may take up to 4 weeks** after all paperwork including this form, the signed referee cards and convener sheets have been received and reconciled.

Please complete this form (noting that it is your responsibility to provide us with all of your correct information) & return it by either via mail or email to info@igsa.nsw.edu.au.

Name			
Date of Birth		Gender	
Contact Phone Number			
Residential Address			
Suburb		Postcode	
Email			
Superannuation Fund			
Super Fund Member No.			

BANK ACCOUNT INFORMATION (if not already provided this calendar year)

Please use bank & remittance email details previously provided this year (*tick box*)

Bank Account Holder			
Bank / Institution			
BSB (6 Digits)		Account No. (Max 9 Digits)	

NEXT OF KIN*We are required to maintain a list of next of kin of all our independent contractors.** This is held in a secure location that only IGSA personnel are able to access. Please provide the following details:

Emergency Contact _____

Their Contact Number _____ or _____

Your Signature _____ Date _____



Convener's Game Sheet Record

Please make sure you keep this sheet(s) up to date.

This sheet is a record for your payment; **without it, you and your umpires cannot be paid.** Please forward to our office at the intervals requested and once you have completed all your obligations as a convener (i.e. once your venue is no longer being used).

Record how many matches were conducted at your venue each round in the table on your game sheet.

To avoid issues with payments, please be accurate & thorough.

More copies are available on the IGSA Sport website under Netball.

Please direct any umpires who have not received their paperwork to the website to download, complete and return to the IGSA Sport office or they can send an email to info@igsa.nsw.edu.au and we will forward a copy to them.

PLEASE REMEMBER, IGSA Sport will pay;

- A maximum of 2 umpires for all completed or partially completed matches including forfeits occurring on the day.
- **If there is only one umpire during the match, payment stays the same.**
- For basketball and water polo, a maximum of 2 referees & 1 bench duty per match where considered necessary. Note – bench duty will only be paid at multiple court / pool venues and must be separately identified on the convener's sheet and referees' cards.
 - 1 court / pool venue – maximum 0 bench duty payment
 - 2 court / pool venue – maximum 2 bench duty payments
 - 3 court / pool venue – maximum 3 bench duty payments
- Special exceptions may be approved by the IGSA Sport staff.

However, if there is only one referee during the match, payment stays the same.

2023 Term 3 IGSA Sport Netball Conveners Game Sheet – Rounds 1 - 3

At _____ (Insert Venue)

Convener's Name: _____

Email Address: _____

Contact Phone No: _____

Have you completed the online conveners' seminar in 2023? _____ (Yes / No)

		Round 1 22/7/2023	Round 2 29/7/2023	Round 3 5/8/2023	Office Use
Set Up / Pack Away		Yes / No	Yes / No	Yes / No	
If your venue was closed please indicate time of closure.					
If closed, did you HAVE TO attend venue or were you advised prior?		Yes / No	Yes / No	Yes / No	
Number of courts at your venue					
1 st match start time					
Last match finish time					
Please indicate the number of matches played or part played in each match slot (Includes forfeits on the day)	8 am				
	9 am				
	10 am				
	11am				
Total number of matches played or part played at your venue					

Please note: Umpire payments will not be processed until they can be reconciled to this game sheet.

Record the number of matches at your venue & which umpires officiated each round in the table below (if you require more room, please use the extra table on the next page).

Umpire (Name)	Round 1 22/7/2023	Round 2 29/7/2023	Round 3 5/8/2023	Total Matches	Office Use

2023 Term 3 IGSA Sport Netball Conveners Game Sheet – Rounds 4 - 6

At _____ (Insert Venue)

Convener's Name: _____

Email Address: _____

Contact Phone No: _____

		Round 4 12/8/2023	Round 5 19/8/2023	Round 6 26/8/2023	Office Use
Set Up / Pack Away		Yes / No	Yes / No	Yes / No	
If your venue was closed please indicate time of closure.					
If closed, did you HAVE TO attend venue or were you advised prior?		Yes / No	Yes / No	Yes / No	
Number of courts at your venue					
1 st match start time					
Last match finish time					
Please indicate the number of matches played or part played in each match slot (Includes forfeits on the day)	8 am				
	9 am				
	10 am				
	11am				
Total number of matches played or part played at your venue					

Please note: Umpire payments will not be processed until they can be reconciled to this game sheet.

Record the number of matches at your venue & which umpires officiated each round in the table below (if you require more room, please use the extra table on the next page).

Umpire (Name)	Round 4 12/8/2023	Round 5 19/8/2023	Round 6 26/8/2023	Total Matches	Office Use

2023 Term 3 IGSA Sport Netball Conveners Game Sheet – Rounds 7 - Finals

At _____ (Insert Venue)

Convener's Name: _____

Email Address: _____

Contact Phone No: _____

	Round 7 2/9/2023	Semis 9/9/2023	Finals 16/9/2023	Office Use
Set Up / Pack Away	Yes / No	Yes / No	Yes / No	
If your venue was closed please indicate time of closure.				
If closed, did you HAVE TO attend venue or were you advised prior?	Yes / No	Yes / No	Yes / No	
Number of courts at your venue				
1 st match start time				
Last match finish time				
Please indicate the number of matches played or part played in each match slot (Includes forfeits on the day)	8 am			
	9 am			
	10 am			
	11am			
Total number of matches played or part played at your venue				

Please note: Umpire payments will not be processed until they can be reconciled to this game sheet.

Record the number of matches at your venue & which umpires officiated each round in the table below (if you require more room, please use the extra table on the next page).

Umpire (Name)	Round 7 2/9/2023	Semis 9/9/2023	Finals 16/9/2023	Total Matches	Office Use

Conveners must **complete and return** the following forms.

- ✓ **Contract** - Acceptance of Offer signed
- ✓ **ATO Statement by a Supplier** (*if not yet completed this calendar year*)
- ✓ **Contractor Details form**
- ✓ **Umpire cards** – qualifications sighted, recorded & initialled by convener. The number of matches officiated by the umpire to be recorded on the back of the card each round and signed by the convener. Total number of matches to be countersigned by the umpire at the end of the season.

Your payment **WILL NOT BE MADE** until all forms and umpire cards have been received at our office.

- ✓ **Contract** - Acceptance of Offer signed
- ✓ **ATO Statement by a Supplier** (*if not yet completed this calendar year*)
- ✓ **Contractor Details form**

The final umpires' payments will not be processed until they have been reconciled to your game sheet. Therefore, please ensure that you accurately and thoroughly record the number of matches your umpires officiate each round as well as the number of matches held at your venue.

IGSA Sport will pay a maximum of 2 umpires for all completed or partially completed matches including forfeits occurring on the day. However, if there is only one umpire during the match, payment stays the same

Umpire (Name)	Round 7 2/9/2023	Semis 9/9/2023	Finals 16/9/2023	Total Matches	Office Use